

КАЗАНСКИЙ ФЕДЕРАЛЬНЫЙ УНИВЕРСИТЕТ

Е.Б. Воронина, Н.Ю. Мадякина



КАЗАНЬ

2018

УДК 811.111-26
ББК 81.432.1

Рекомендовано к изданию
Учебно-методической комиссией ИМОИиВ КФУ
(протокол № 2 от 29 ноября 2017 г.)

Рецензенты:

кандидат педагогических наук, доцент **Кондратьева И.Г.**
доктор педагогических наук, доцент **Макарова О.Ю.**

Воронина Е.Б., Мадякина Н.Ю.

English for dentists. Introduction: Учебное пособие / Е.Б. Воронина, Н.Ю. Мадякина. – Казань: Изд-во Казан. ун-та, 2018. – 95 с.

Учебное пособие предназначено для студентов первого курса направления «Стоматология» Казанского Федерального Университета для занятия на уроках английского языка. Учебное пособие состоит из двух частей: основной части и тестового материала по пройденным темам. Каждый раздел учебного пособия включает в себя небольшой познавательный текст на английском языке, лексику на стоматологическую тематику, а также задания на закрепление лексики и развитие навыков говорения. В учебном пособии моделируются ситуации на английском языке, которые в будущем помогут студентам общаться на английском языке на профессиональные темы.

УДК 811.111-26
ББК 81.432.1

© Воронина Е.Б., Мадякина Н.Ю., 2018
© Издательство Казанского университета

СОДЕРЖАНИЕ

Предисловие	4
Unit 1. The history of dentistry	5
Unit 2. Teeth classification	10
Unit 3. Structure of teeth	15
Unit 4. Dental Health	20
Unit 5. Teeth problems	25
Unit 6. Going to the dentist's office	30
Unit 7. Dental treatments	35
Unit 8. Dental instruments	40
Unit 9. Interview with a Dentist	45
Unit 10. Dental professions	50
Unit 11. Creation of national toothbrushing habit in the USA	55
Unit 12. The dentist as detective	60
Unit 13. Tooth fairy	65
Tests for units	70
Glossary	83
Hippocratic oath for dentistry	85
Литература	86

Предисловие

Учебное пособие “English for dentists. Introduction” предназначено для студентов первого курса направления «Стоматология» Казанского Федерального Университета для занятия на уроках английского языка. Уровень сложности изучаемого материала может быть определен как Pre-intermediate.

Учебное пособие решает важные учебно-методические задачи и дополняет комплекс учебников английского языка. Данное учебное пособие может помочь студентам совершить первый шаг к овладению английским в профессиональной сфере, в стоматологии. Пособие содержит большое количество стоматологической терминологии, которая будет полезна студентам в их учебной и профессиональной деятельности.

Пособие состоит из 13 уроков. Каждый урок посвящен определенной теме и состоит из текста на стоматологическую тематику, упражнений на отработку лексики текста, на понимание текста, а также на развитие навыков говорения. В уроках содержатся задания на поиск дополнительной информации, что должно стимулировать познавательную активность студентов.

В конце пособия представлены образцы тестов по каждому уроку, на проверку понимания темы и запоминания лексики. Отдельным списком вынесены стоматологические термины, встречающиеся в уроках с указанием, в каком именно уроке рассматривался термин.

Данное пособие является актуальным, содержит только самые передовые научные данные и часто употребляемую лексику. Пособие поможет студентам овладеть словарным запасом, необходимым для чтения специальной литературы на английском языке и устного обсуждения представленных тем.

Unit 1

Every tooth in a man's head is more valuable than a diamond.

Miguel de Cervantes

Task 1. Answer the following questions.

1. Do you agree with the words of Miguel de Cervantes?
2. Who is a dentist? Who was the first dentist?
3. Where did dentistry as a science first appear?
4. What kind of tools did first dentists use to treat their patients?

The history of dentistry

The earliest history of treating tooth related problems goes all the way back to 7000 BC, where the Indus Valley Civilization shows evidence of treating the mouth for **tooth decay**. The first method of treatment was **bow drills**, which were ancient primitive tools used for woodworking and treating tooth problems.

Moving forward into 5000 BC, the Sumerians blamed tooth **worms** as the cause of any dental issues, with the worms boring little holes in your teeth and hiding out inside. (Reportedly some ancient doctors even mistook nerves as tooth worms and tried to yank them out). The idea that a worm traveled through your mouth and was the cause of dental pain lasted until it was proven false in the 1700s.

One of the first known professional dentists was an Egyptian named Hesi-Re who lived around 3000 BC. His tomb included the inscription, “the greatest of those who deal with teeth...”

In ancient Greece, Hippocrates and Aristotle wrote about treating decayed teeth as well as having teeth extracted to keep mouth pain away. The concept of having a tooth extracted from the mouth through using **forceps** was often used to treat many diseases into the middle ages.

Interestingly enough, the professionals who were doing these **extractions** during the middle ages were not medical authorities, but **barbers**. These partially trained hair cutters began using a “Dental Pelican” in the 14th century and then a “Dental Key” to extract teeth from their patients’ mouths. Both of these tools were

similar to and the precursor to modern day forceps. These barbers were not full time dentists, but in fact, their work was focused solely on removing any infected teeth for **alleviating** pain purposes, not preventive care.

It was between 1650 and 1800 that the concepts behind what we now think of as dentistry got its start. The man behind the science was 17th century French Physician, Pierre Fauchard. He is called “The Father of Modern Dentistry”, and he was the brains behind many of the procedures still used in today’s society. For instance, he was the man behind the thought process for **dental fillings**, and he also helped to explain that acids from sugar are a major source of tooth decay.

From here, the rest is history. In 1840, the first dental college was opened, called the Baltimore College of Dental Surgery. This led to more government oversight, and eventually regulation through the American Dental Association (ADA).

In 1873, Colgate mass-produced the first **toothpaste** in a jar, and, just a few years later, in 1885 the first tooth brush was mass produced in America by H.N. Wadsworth. The first real electric toothbrush was produced in 1939, but it was developed in Switzerland.

Surprisingly, most Americans did not pick up on the dental trend **to brush** their teeth until after World War II. The soldiers stationed abroad brought the concept of good dental health back to the states. Now, most Americans not only focus on the health aspects of keeping their teeth clean, but many are just as concerned with the cosmetic appearance as well. Times have changed! [3]

Task 2. Match the **highlighted words or phrases from the text with their definitions.**

1. _____ animals that typically have a long cylindrical tube-like body and no limbs
2. _____ the same as dental caries, cavities, or caries. Breakdown of teeth due to the activities of bacteria
3. _____ a paste or gel used with a toothbrush to clean and maintain health of teeth

4. _____ to clean
5. _____ an ancient form of drilling tool
6. _____ person whose occupation is mainly to cut, dress, groom, style and shave men's and boys' hair
7. _____ an instrument for seizing and holding objects, or pulling a tooth
8. _____ removal of teeth
9. _____ a restoration places on a tooth to restore its function and appearance. The process of restoration
10. _____ making pain less intense or more bearable

Task 3. Have a look at the underlined verb expressions from the text. Try to guess their meaning without using a dictionary. Paraphrase sentences below using underlined expressions from the text in a correct grammatical form.

1. A lot of Americans today worry about beauty of their teeth.
2. Ancient doctors thought that nerves were tooth worms and tried to extract them.
3. The history of dentistry is more than 9000 years old.
4. Pierre Fauchard was the person who created science of dentistry as we know it today.
5. People in the USA did not start to follow the trend to brush their teeth until 1950-s.
6. Extraction of a decayed tooth was the only way to get rid of pain.
7. The idea of teeth worms existed for many centuries until scientists found evidence of its mistake.

Task 4. Are these statements true or false? If the statement is false, correct it.

1. Centuries ago people didn't have any problems with teeth.

2. During the middle ages barbers helped people with their teeth problems.
3. Americans began to take care of their teeth after first mass-produced toothpaste had appeared.
4. The first electric toothbrush was developed in 1939 in America.
5. For many centuries people believed that tooth worms caused toothache and other dental problems.

Task 5. Do you remember what do these dates refer to?

3000 BC; between 1650 and 1800; 7000 BC; 1873; 1700s; 1939; 5000 BC; 1885.

Task 6. Do you remember what are these people famous for?

Pierre Fauchard, Wadsworth H.N., Aristotle, Hesi-Re, Hippocrates.

Task 7. Have a look at the words with the same root “tooth”. You’ve already known what a tooth is, try to guess the meaning of these compounds. If you have problems with guessing, consult a dictionary.

toothache	toothpaste	toothpick	toothy
toothbrush	toothless	toothiest	

Task 8. Close the book and retell the text “The history of dentistry”.

Task 9. There are a lot of teeth idioms in the English language. Read some of them below. Translate them or try to find a similar idiom in your own language. If you have any problems, consult a dictionary.

1. armed to the teeth – The terrorists were armed to the teeth when they took control of the airplane.
2. by the skin of one's teeth – The anatomy exam was really difficult, I thought I'd fail it, but I passed it by the skin of my teeth.
3. sweet tooth – Buy her chocolate – she's got a sweet tooth.
4. bite one's tongue – I always bite my tongue when I am talking with my teachers, because I don't want to say the wrong thing, make him or her angry and fail my exam.
5. cut a tooth – When a child is cutting a tooth, usually he has high temperature and bad temper for a while.
6. fight (somebody/something) tooth and nail – Kazan fought tooth and nail to win the right to host World Skills in 2019.
7. lie through one's teeth – The president candidate lay through his teeth to win the elections.
8. eye for an eye and a tooth for a tooth – He stole my pen, I will steal his, eye for an eye and a tooth for a tooth.
9. sink one's teeth into – I really wanted this position, that's why I sank my teeth into the testing task.
10. long in the tooth – Granny is a little long in the tooth to help us. Really? I thought she is not so old.

Task 10. Find information and make report on one of the topics mentioned in the text:

Indus Valley Civilization; Sumerians; American Dental Association.

Invention of toothpaste; invention of toothbrush.

The history of dentistry in Russia (or in your country if you are not from Russia).

Unit 2

Be true to your teeth and they won't be false to you.

Soupy Sales

Task 1. Answer the following questions:

1. Think about quotation given above. Explain it. What is the meaning of the word “false” here?
2. What do you already know about teeth classification? What is it?
3. How many teeth should an adult have?
4. Does each tooth have its own name in your country?

Teeth classification

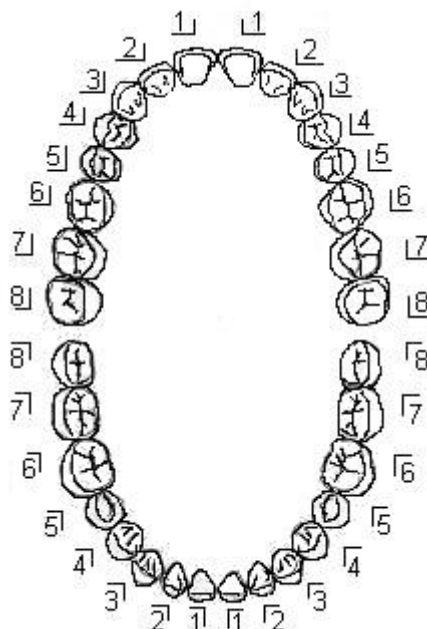
Dental anatomy is a field of anatomy dedicated to the study of human tooth structures. The development, appearance, and classification of teeth fall within its purview. Tooth formation begins before birth, and teeth's eventual morphology is dictated during this time. Dental anatomy is also a **taxonomical** science: it is concerned with the naming of teeth and the structures of which they are made, this information serving a practical purpose in dental treatment.

Usually, there are 20 primary ("baby") teeth and 28 to 32 permanent teeth, the last four being third molars or "wisdom teeth", each of which may or may not grow in. Among primary teeth, 10 usually are found in the maxilla (upper jaw) and the other 10 in the mandible (lower jaw). Among permanent teeth, 16 are found in the maxilla and the other 16 in the mandible. Most of the teeth have distinguishing features.

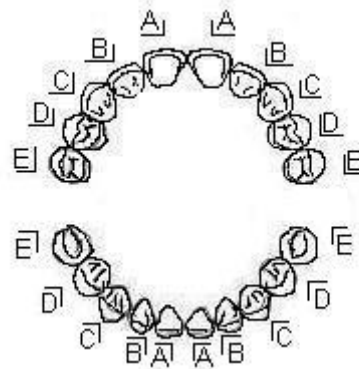
There are several different dental **notation systems** for associating information to a specific tooth. The three most common systems are the FDI (The Federation Dentaire Internationale Numbering System), Universal numbering system (dental), and Palmer notation method. The FDI system is used worldwide, and the universal is used widely in the USA.

Although the Palmer notation was supposedly superseded by the FDI World Dental Federation notation, it overwhelmingly continues to be the preferred method used by dental students and practitioners in the United Kingdom. It was originally termed the "Zsigmondy system" after the Austrian dentist Adolf Zsigmondy who developed the idea in 1861, using a Zsigmondy cross to record quadrants of tooth positions. The Palmer notation consists of a symbol (\lrcorner \llcorner \ulcorner \lrcorner) designating in which quadrant the tooth is found (in the dentist's perceptive) and a number indicating the position from the midline. Permanent teeth are numbered 1 to 8, and primary teeth are indicated by a letter A to E.

Palmer notation



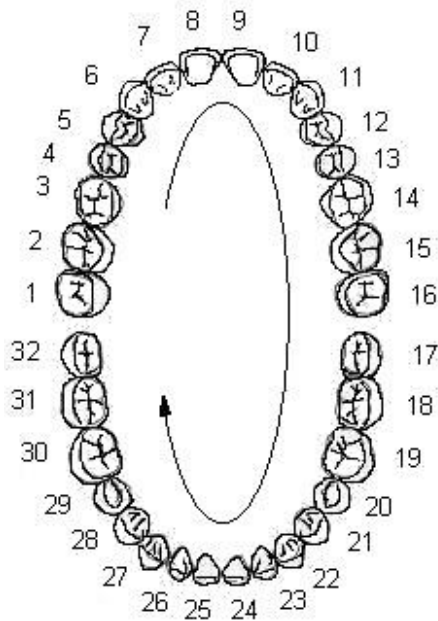
Permanent Dentition



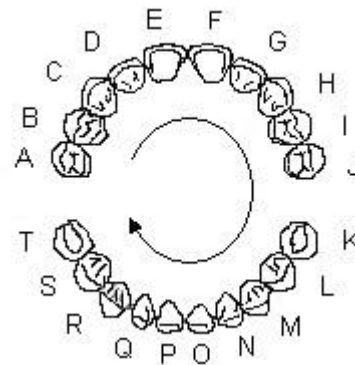
Primary Dentition

The universal numbering system uses a unique letter or number for each tooth. The uppercase letters A through T are used for primary teeth and the numbers 1 - 32 are used for permanent teeth. The tooth designated "1" is the right maxillary third molar and the count continues along the upper teeth to the left side. Then the count begins at the left mandibular third molar, designated number 17, and continues along the bottom teeth to the right side.

Universal notation



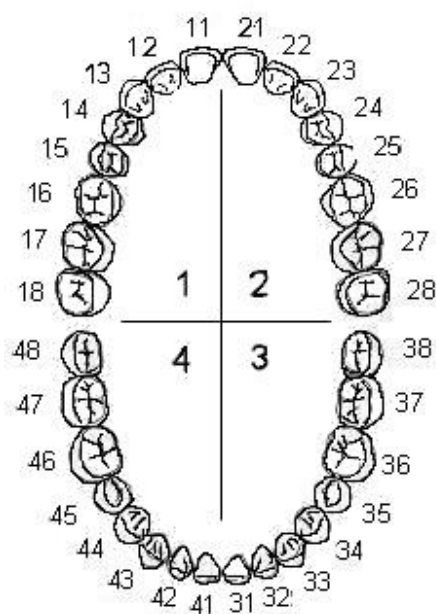
Permanent Dentition



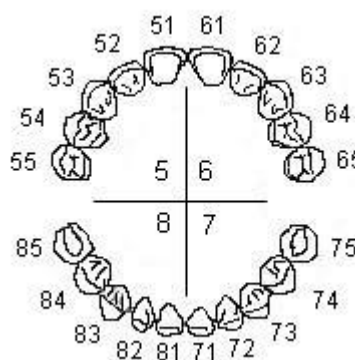
Primary Dentition

The FDI system uses a two-digit numbering system in which the first number represents a tooth's quadrant and the second number represents the number of the tooth from the midline of the face. For permanent teeth, the upper right teeth begin with the number, "1". The upper left teeth begin with the number, "2". The lower left teeth begin with the number, "3". The lower right teeth begin with the number, "4". For primary teeth, the sequence of numbers goes 5, 6, 7, and 8 for the teeth in the upper right, upper left, lower left, and lower right respectively.

FDI system



Permanent Dentition



Primary Dentition

As a result, any given tooth has three different ways to identify it, depending on which notation system is used. The permanent right maxillary central incisor is identified by the number "8" in the universal system. In the FDI system, the same tooth is identified by the number "11". The palmer system uses the number and symbol, 1[┘], to identify the tooth. Further confusion may result if a number is given on a tooth without **assuming** (or specifying) a common notation method. Since the number, "12", may signify the permanent left maxillary first premolar in the universal system or the permanent right maxillary lateral incisor in the FDI system, the notation being used must be clear to prevent confusion. [4]

Task 2. Match the **highlighted words or phrases from the text with their definitions.**

1. _____ containing numerals
2. _____ take the place of, replace
3. _____ adjective from the science or technique of classification
4. _____ any of the 32 adult teeth
5. _____ a system of figures or symbols used in a specialized field to represent items
6. _____ mentioning or naming
7. _____ a quarter of a circle
8. _____ temporary teeth of a mammal

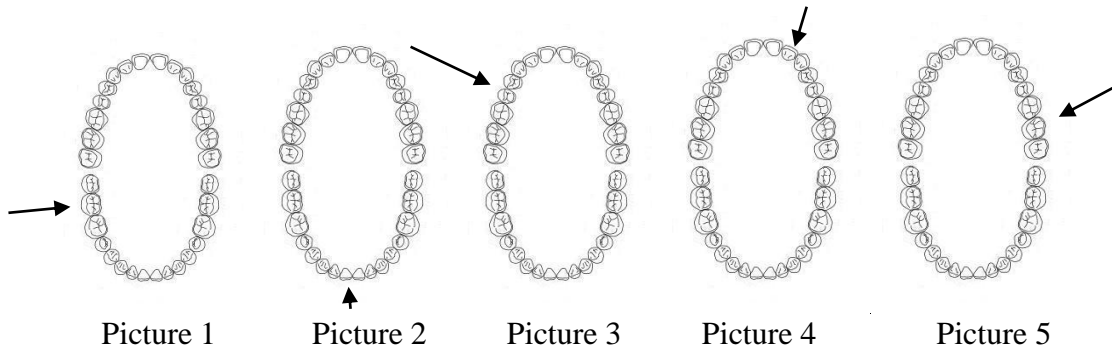
Task 3. Answer the questions.

1. What is the Universal Tooth Numbering System? Where is it used?
2. How does this system work when identifying permanent teeth?
3. How do you think it works if some teeth are missing?
4. What do you know about Palmer notation? Where is it used?
5. What is the peculiarity of FDI notation? Where is it used?
6. Is it important to know these notations if you work abroad or with foreign patients?

Task 4. Are these statements true or false? If the statement is false, correct it.

1. Dental anatomy deals with appearance and classification of teeth.
2. Tooth formation begins when the child is 4 months old.
3. An adult should have 32 teeth.
4. Palmer notation is widely used in the UK.
5. The FDI system uses a two-digit numbering system.
6. In Universal notation each tooth has a symbol and a number.

Task 5. Have a look at the picture. Label the tooth with an arrow according to Palmer, FDI and Universal notations.



Task 6. Solve the math problems, and then use the alphabet code to solve the toothy riddle.

What has many teeth but cannot eat? _____

1 = a	4 = d	7 = g	10 = j	13 = m	16 = p	19 = s	22 = v	25 = y
2 = b	5 = e	8 = h	11 = k	14 = n	17 = q	20 = t	23 = w	26 = z
3 = c	6 = f	9 = i	12 = l	15 = o	18 = r	21 = u	24 = x	

1+0= 1 \longrightarrow A
 2+1= \longrightarrow
 9+6= \longrightarrow
 6+7= \longrightarrow
 1+1= \longrightarrow

Task 7. Find information and make report about the dental notation that is used in your country.

Unit 3

A dentist gets to the root of the problem.

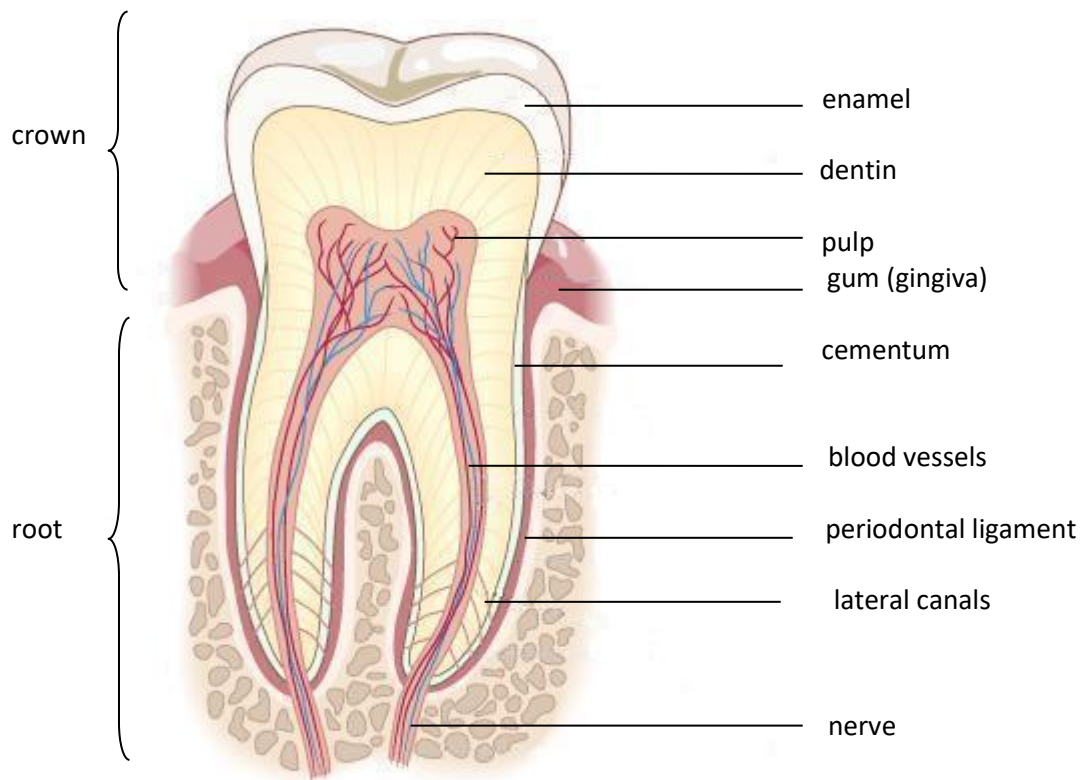
Dental Humor

Task 1. Answer the following questions:

1. Think about the quotation given above. Explain it. What is the meaning of the word “root” here?
2. What do you know about inner structure of the teeth?
3. Is there any dependence between the form of the tooth and the role it plays?

Structure of teeth

The teeth are the hardest substances in the human body. Besides being essential for chewing, the teeth play an important role in speech. Parts of the teeth include:



- Enamel: The hardest, white outer part of the tooth. Enamel is mostly made of calcium phosphate, a rock-hard mineral.
- Dentin: A layer underlying the enamel. Dentin is made of living cells, which secrete a hard mineral substance.

- Pulp: The softer, living inner structure of teeth. Blood vessels and nerves run through the pulp of the teeth.

- Cementum: A layer of connective tissue that binds the roots of the teeth firmly to the gums and jawbone.

- Periodontal ligament: Tissue that helps hold the teeth tightly against the jaw.

A normal adult mouth has 32 teeth, which (except for wisdom teeth) have erupted by about age 13:

- Incisors (8 total): The middlemost four teeth on the upper and lower jaws.

- Canines (4 total): The pointed teeth just outside the incisors.

- Premolars (8 total): Teeth between the canines and molars.

- Molars (8 total): Flat teeth in the rear of the mouth, best at grinding food.

- Wisdom teeth or third molars (4 total): These teeth erupt at around age 18, but are often surgically removed to prevent displacement of other teeth.

The crown of each tooth projects into the mouth. The root of each tooth descends below the gum line, into the jaw. [5]

Task 2. Connect the English term with its Russian equivalent. Pay attention to the pronunciation of the English terms.

- | | |
|---------------------------------|----------------------------------|
| 1. Enamel [ɪˈnæməl] | a) ДЕНТИН |
| 2. Molars [ˈməʊləz] | b) ЦЕМЕНТ |
| 3. Dentin [ˈdɛntən] | c) КЛЫКИ |
| 4. Cementum [sɪˈmɛntəm] | d) Третий моляр, зуб мудрости |
| 5. Wisdom teeth or third molars | e) РЕЗЦЫ |
| 6. Periodontal ligament [ˈpɛrɪ | f) ПУЛЬПА |
| ə ˈdɒnt(ə)l ˈlɪgəmənt] | |
| 7. Incisors [ɪnˈsaɪzəz] | g) Зуб коренной малый (премоляр) |

8. Pulp [pʌlp]

h) Периодонтальная связка

9. Canines ['keɪnənz]

i) Коренные зубы (моляры)

10. Premolars ['pri:'məʊləz]

j) Эмаль

Task 3. Read the text and fill the gaps with the appropriate terms.

There are four tissues that make up a tooth. E____, d____, and c____ are the hard tissues of a tooth. The p____ is the soft tissue. E____, which forms the outer surface of the c____ of the tooth, is the hardest tissue in the body. D____ comprises the main portion of the tooth; it is softer than e____ but harder than bone. C____ is the tissue that covers the r____ of the tooth in a very thin layer. It is not as hard as e____ or d____, but it is harder than bone. The p____ is located in the center of the tooth, and is surrounded by d____.

Task 4. Cover the text and answer the following questions.

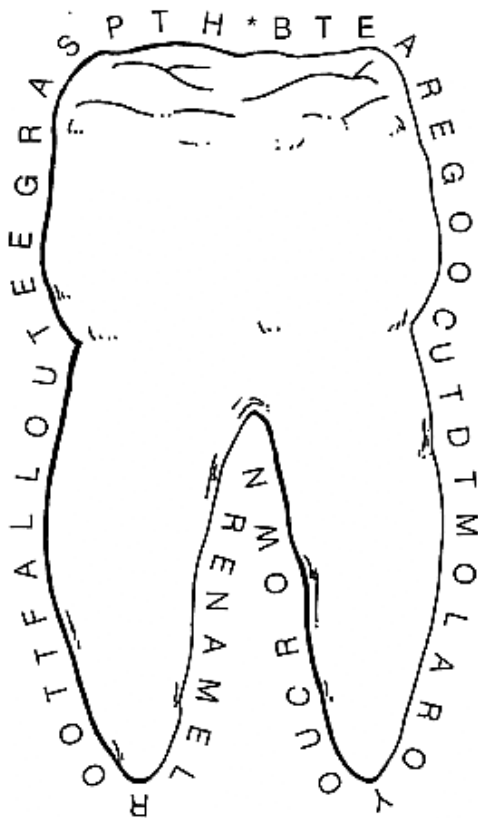
1. What type of teeth is used for chewing and grinding?
2. What type of teeth is used for biting and cutting?
3. What type of teeth is used for ripping and tearing?
4. What else do we use our teeth for, except eating?
5. Have a look in your own mouth. How many teeth do you have?
6. Name the type of teeth that appear in your late teens?
7. How many teeth does an adult have?
8. How many sets of teeth will you have during your life?

Task 5. Are these statements true or false? If the statement is false, correct it.

1. Teeth are used for chewing.
2. The hardest substances in the human body are the teeth.
3. Dentine is the hardest part of the tooth.

4. Pulp of the tooth contains blood vessels.
5. Canines are used for chewing food.
6. Wisdom teeth appear at around age 18.

Task 6. Find the secret message by answering the questions. Circle the answers and write down the remained letters and you will get the message. Start at the star and go clockwise.

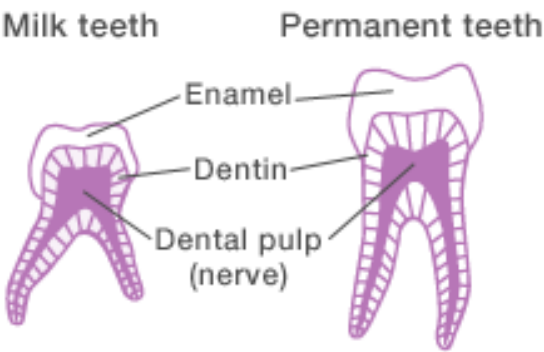


Questions

1. These teeth are flat and wide so they can grind.
2. Anchors the tooth.
3. Protects the tooth.
4. Gum disease can make teeth loosen and ____.
5. Cuspids do this to our food.
6. The part of the tooth above the gum.
7. Incisors do this when we bite.

Task 7. How many teeth do we need to chew food? Tell your personal opinion and prove it, then find other information and compare with your group mates.

Task 8. Using the picture tell about the difference between milk and permanent teeth, compare the structure, the strength, the use, etc.



Fill in the following table:

	Milk teeth	Permanent teeth
Color		
Size		
Teeth quality		

Unit 4


*If a patient cannot clean his teeth,
no dentist can clean them for him.*

Martin H. Fischer

Task 1. Answer the following questions:

1. Do you know why there are so many dentists in the United States and Canada?
2. Do you know why many North Americans carry around small containers of a special type of string called "dental floss"?
3. What is the second most common disease in the United States today?

Dental Health



Quietly, and without much publicity, enormous strides have been made in the past decades in the art and science of protecting, preserving, restoring, and replacing teeth. In less than 150 years, dentistry has grown from a primitive to a sophisticated profession.

The resulting gains in public health have been enormous. Tooth decay in schoolchildren has dropped 32 percent in the decade of the seventies, and the proportion of children totally free of cavities has risen almost 10 percent since 1973. Adults have benefited too: The number of denture wearers declined from 35 percent of the adult population to 24 percent in ten years.

Much of this healthy progress can be credited to educational campaigns launched by the dental profession, which have heightened national awareness of the importance of healthy teeth. Oral hygiene has become almost as fashionable as jogging, and its enthusiasts would no more be caught without dental floss in the medicine cabinet than a runner would without sneakers in the closet.

After the common cold, tooth decay is the most prevalent disease in the United States today. But teeth can last a lifetime if attention is paid to preventive measures, including adequate oral hygiene and regular professional care.

By far the best way to prevent decay is to stop it before it starts.

The American Dental Association recommends these simple steps:

- A good diet. Choose a balanced diet to build and maintain the gums and bones that support the teeth. Avoid snacking as much as possible, especially sticky foods that cling to the teeth.

- Brush your teeth. Daily brushing removes plaque and food particles from the teeth. Your dentist can recommend a toothbrush for you. For general use, select one with soft bristles, which are less likely to injure gum tissues. Children usually need smaller brushes than those designed for adults.

- Floss daily. Flossing removes the plaque and food from between the teeth and gums. These areas should be thoroughly cleaned at least once a day, since decay and gum disease often start in places where a toothbrush can't reach. Flossing is a skill that can be perfected with practice.

- Use a fluoride toothpaste. Fluoride unites with tooth enamel, making it more resistant to decay.

- Regular checkups. Dental visits are a very necessary part of preventive dental care. Disease and problems can be detected and treated early, and home-care practices can be recommended. Visits to the dentist should begin in early childhood and continue throughout adulthood. X-ray examinations are performed when needed but not as a routine matter. X-rays can reveal such things as the extent of tooth decay, pinpoint cavities hidden between the teeth or under the gum line, show bone damage from periodontal disease, tumors, fractures in the teeth or jawbone, impacted teeth, and abscesses. There may be times when your dentist will refer you to a specialist. [1]

Task 2. Answer the following questions.

1. What is the general state of dental health in your country?
2. Are there many dentists as is common in the United States?

3. Do your people suffer more or less because of their teeth?
4. According to the article, who deserves much of the credit for the decrease in tooth decay and the decline in the number of people using dentures?
5. What does American Dental Association recommend to prevent tooth decay?

Task 3. Match the highlighted words or phrases from the text with their definitions.

1. _____ an examination (dental ...)
2. _____ having the property of adhering or sticking to a surface
3. _____ a soft decayed area on a tooth or a hole in it
4. _____ a very small point
5. _____ a thread used to remove food particles and plaque from between the teeth and under the gums
6. _____ an abnormal growth of tissue resulting from multiplication of cells
7. _____ synthetic material used as a part of a toothbrush, for cleaning
8. _____ capable of or showing resistance
9. _____ a set of artificial teeth
10. _____ tissue that lies over the mandible and maxilla inside the mouth

Task 4. Find the words used in the article that may be substituted for the underlined words.

1. Quietly, and without much show, enormous advances have been made in dentistry.
2. The number of denture wearers decreased from 35 percent of the adult population to 24 percent in ten years.
3. X-rays can locate the exact position of cavities hidden between the teeth.
4. Educational programs started by the dental profession have increased national awareness of the importance of healthy teeth.

5. After the common cold, tooth decay is the most common disease in the United States today.

5. Find out what part of speech is each word and then select a right form of a word to complete the sentences.

1. Flossing, to floss, a floss

a) _____ is an essential part of taking care of your teeth and gums.

b) How often should I _____ my teeth?

c) Dental _____ helps to prevent gum disease by getting rid of pieces of food and plaque from between your teeth.

2. Decayed, a decay.

a) Tooth _____ is the most common chronic disease of childhood.

b) Restoring _____ teeth is more important to your health than to your appearance.

3. A brush, to brush, brushing.

a) _____ is one of the most important habit we can have.

b) _____ is a tool with bristles, wire or other filaments, used for cleaning, grooming hair, make up, painting.

c) What is the right way _____?

Task 5. Imagine you are a dentist and your group mates are ordinary students. Your task is to tell them about how they can save their teeth and prevent tooth decay. Speak on the following topics:

Healthy diet, brushing teeth, flossing, choice of toothpaste, checkups.

Task 6. Test your knowledge of dental history.

1. Name the American patriot and A. Benjamin Franklin

Revolutionary War hero who practiced B. Paul Revere

dentistry? C. Thomas Paine

2. Which one of these cities was named D. George Washington

after a dentist?

- A. Cleveland, OH
- B. Burbank, CA
- C. Williamsburg, VA
- D. Austin, TX

3. What year was the American Dental Association founded?

- A. 1927 B. 1898 C. 1859 D. 1775

4. Who is the dentist famous for writing westerns as well as deep-sea fishing?

- A. Max Brand
- B. Utah Phillips
- C. Louis L'Amour
- D. Zane Grey

5. Where is the National Museum of Dentistry located?

- A. New York City
- B. Chicago, IL
- C. Baltimore, MD
- D. Los Angeles, CA

6. During the 18th and 19th centuries the instrument known as the turnkey was used for what routine dental procedure?

- A. Fitting dentures
- B. Prophylaxis
- C. Filling teeth
- D. Extraction

7. Name the U.S. president who had oral surgery done in secret to avoid a national panic?

- A. Rutherford Hayes B. George Washington
- C. Grover Cleveland D. Abraham Lincoln

8. What 19th century invention came to revolutionize the marketing and retailing of toothpaste?

- A. Toothpaste gel
- B. Collapsible metal tube
- C. Toothbrush D. Billboards

9. What piece of equipment invented by a dentist changed how golf was played?

- A. Iron club
- B. Golf cart
- C. Golf tee
- D. Golf ball

10. In what year was the current ADA headquarters building opened?

- A. 1974 B. 1965 C. 1980 D. 1959

11. Who was the first woman to receive a dental degree?

- A. Geraldine Morrow
- B. Ida Gray Nelson
- C. Gillette Hayden
- D. Lucy Hobbs Taylor

12. From what materials were George Washington's dentures mainly constructed?

- A. Lead & ivory
- B. Wood & human teeth
- C. Rubber & bone D. Silver & gold

Unit 5

The tongue ever turns to the aching tooth.

A proverb

Task 1. Answer the following questions:

1. How do you understand the proverb? Try to explain it.
2. Have you ever had any tooth problems? What was it? What was the diagnosis?
3. What are the most common tooth diseases in Russia?

Teeth problems



Tooth decay. As it was mentioned in the previous unit tooth decay is the most prevalent disease in the United States today. For decay to occur in the first place, three factors must be present in the mouth: certain types of food, bacteria, and a **susceptible** tooth.

The decay process begins as food mixes with **plaque** – the thin, sticky layer of bacteria that constantly forms in everyone's mouth. As bacteria feed on these simple sugars and **starches**, they produce acids that attack the teeth. The greatest damage is done within the first twenty minutes after foods are eaten. After repeated acid attacks, the enamel in the tooth breaks down and decays. Additional factors involved in the process are the frequency, the physical form, and the length of time foods remain in the mouth. The more you eat sweets, the more acid forms on the teeth, and food that sticks to the teeth encourages acid formation.

Periodontal Disease. Many people are surprised to learn that gum disease, not tooth decay, is the number one cause of tooth loss in America. One hundred million Americans may suffer from the condition, but **prompt** treatment can control the severity of the disease and save the teeth.

Gum disease, also known as periodontal disease, begins with the **accumulation** of plaque at the gum line. The irritating substance in plaque can make the gums redden, swell, and bleed easily – a condition called **gingivitis** – which is the earliest sign of the disease.

If the plaque is not removed through flossing and brushing, it hardens into a crust called **tartar**, or calculus. When this substance collects under the gum line it causes the gums to pull away from the teeth, forming a pocket between the teeth and gums which can be filled with food particles and bacteria. As the condition worsens, the infection may spread into the tooth roots and jawbone as well as between the teeth – a condition known as **periodontitis**. Bad breath also usually develops.

Eventually the bones supporting the teeth deteriorate, and the teeth may loosen and require removal.

Since inadequate oral hygiene is the most frequent cause of periodontal disease, keeping the mouth clean is an important **preventive** measure. This means thorough brushing and flossing every day, and for most people, **professional cleaning** once or twice a year. Some people may need a checkup more often. [1]

Task 2. Match the **highlighted words or phrases from the text with their definitions.**

1. _____ a hard yellowish deposit on the teeth, consisting of organic secretions and food particles deposited in various salts, such as calcium carbonate.
2. _____ a process when your dentist uses professional tools to remove plaque, tartar, and bacteria build-up that you are generally unable to efficiently clean yourself.
3. _____ easily influenced or affected.
4. _____ inflammation of the gums, characterized by redness and swelling.
5. _____ carried out or performed without delay.
6. _____ acting as an obstacle.
7. _____ a film of mucus and bacteria on a tooth surface.

8. _____ a naturally abundant nutrient carbohydrate, found chiefly in the seeds, fruits, tubers, roots, and stem pith of plants.
9. _____ the act of gathering or amassing.
10. _____ inflammation of the periodontium caused by bacteria that infect the roots of teeth and the surrounding gum crevices.

Task 3. Are these statements true or false? If the statement is false, correct it.

1. Tooth decay is the number one cause of tooth loss in America.
2. Three factors trigger tooth decay: certain types of food, bacteria, and a susceptible tooth.
3. Mouth of a healthy person doesn't contain plaque.
4. The greatest damage is done within the first twenty minutes after foods are eaten.
5. To prevent periodontal disease you need to keep your mouth clean.

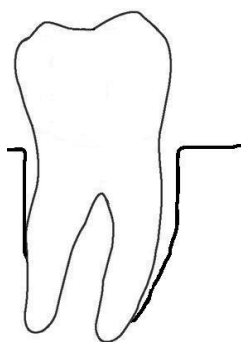
Task 4. Paraphrase sentences below using expressions from the text.

1. Tooth decay is the most common disease in the United States today.
2. When the tartar collects under the gum line it causes the gums to pull away from the teeth, forming a gap between the teeth and gums.
3. Some people may need a dental consultation more often.
4. Food that sticks to the teeth stimulates acid formation.
5. Additional factors involved in the process are the frequency, the physical form, and the length of time foods stay in the mouth.

Task 5. There are a lot of teeth disease. Read the definition of other diseases and find the picture that illustrates this disease.

1. Tooth decay or dental caries, cavities, or caries, is a breakdown of teeth due to activities of bacteria.
2. A dental abscess is a localized collection of pus associated with a tooth.

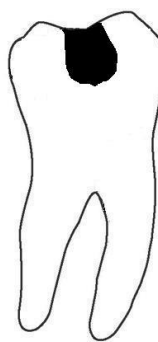
3. Gum disease is an infection of the tissues that surround and support teeth.
4. A tooth fracture is a break or crack in the hard shell of the tooth.



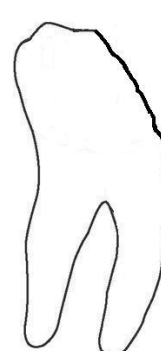
Picture 1



Picture 2



Picture 3



Picture 4

Task 6. Hope you successfully completed the previous task. Now your task is to connect the name of the disease with the ways of its prevention.

Tooth decay	1) Brush your teeth twice a day. Floss regularly to remove plaque from between teeth. Regular checkups.
Dental abscess	2) Don't chew on hard objects such as ice, unpopped popcorn kernels or pens. Don't clench or grind your teeth. If you clench or grind your teeth while you sleep, talk to your dentist about getting a retainer or other mouthguard to protect your teeth. Wear a mouthguard or protective mask when playing contact sports.
Gum disease	3) Brush your teeth at least twice a day with a fluoride-containing toothpaste. Clean between your teeth daily with dental floss. Eat nutritious and balanced meals and limit snacks. Avoid carbohydrates such as candy. Drink fluoridated water.
Tooth fracture	4) You must brush your teeth 3 times a day or after each meal, and floss at least twice a day. If you feel even not very intensive pain – consult your dentists to prevent worsening of the situation.

Task 7. Read jokes about dentists. Are there any jokes about dentists in your country? Tell your favorite one.

* * *

Patient: How much to have this tooth pulled?

Dentist: \$200

Patient: \$200 for just a few minutes work???

Dentist: I can extract it very slowly, if you like.

* * *

A woman and her husband interrupted their vacation to go to the dentist. "I want a tooth pulled, and I don't want Novacaine because I'm in a big hurry," the woman said. "Just extract the tooth as quickly as possible, and we'll be on our way." The dentist was quite impressed. "You're certainly a courageous woman," he said. "Which tooth is it?" The woman turned to her husband and said, "Show him your tooth, dear."

* * *

Patient: Doctor, I am very nervous. You know, this is my first extraction.

Young dentist: Don't worry, it's my first extraction too.

* * *

"Open wider." requested the dentist, as he began his examination of the patient. "Good God !" he said startled. "You've got the biggest cavity I've ever seen - the biggest cavity I've ever seen." "OK Doc !" replied the patient. "I'm scared enough without you saying something like that twice." "I didn't !" said the dentist. "That was the echo."

* * *

A patient asked the dentist, if it wasn't nasty to be all the day with the hands in someone's mouth.

The dentist answered "I just think of it as having my hands in their wallet."

Unit 6

*If suffering brought wisdom, the dentist's office
would be full of luminous ideas.*

Mason Cooley

Task 1. Answer the following questions.

1. How often do you go to your dentist?
2. What do you usually talk with the dentist about?
3. Is it comfortable to be at dentist's office?

Going to the dentist's office

Patient: Hi. Dr. Hyde?

Dentist: So, what's seems to be the problem today?

Patient: Well, I just came in for a check up and a dental cleaning.

Dentist: Hum. Open up. Let's take a look . . .

Patient: Okay. Uh . . .

Dentist: Hummmm. [Humm? Uh?] Wow! I've never seen one like THIS before.

Let me try this.

Patient: Uhhh . . . Ouhhhh [Man screaming in pain . . .]

Dentist: Well, besides a lot of plaque buildup, there is a major cavity in one of your wisdom teeth. Hasn't this given you any trouble?

Patient: Well, the tooth has been bothering me, and it sometimes hurts when I drink something cold. Does it look that bad?

Dentist: Well, we're going to remove the decay, and then we'll either put a filling in, or if the decay is extensive, we can't repair it, we might have to put a crown on your tooth. Or as a last resort, we may have to extract the tooth.

Patient: Uh, well, that sounds painful!

Dentist: Don't worry. I've done this . . . once before. Nah, just relax.

Patient: Wait! Aren't you supposed to give me something to dull the pain?

Dentist: Oh yeah. I almost forgot. We can either use a local anesthetic or nitrous oxide . . . laughing gas. . . to minimize the discomfort you might feel. Or you can just grin and bear it.

Patient: Nah, Nah, nah! Put me under! I can't stand pain, and I'd rather not be aware of what's going on. And, if I need a filling, can I get one that looks like my other teeth?

Dentist: If we can save the tooth with a filling, I recommend a high-strength silver alloy filling instead of a porcelain one. It'll probably last longer.

Patient: Okay, well whatever. Let's get it over with.

Dentist: Okay, pleasant dreams. Drill please. [6]

Task 2. Have a look at the terms and their definitions. Translate them into Russian. Try not to use dictionary. Pay special attention to the pronunciation.

extensive [ɪks'tɛnsɪv] (adjective) – large in extent, range, or scope

crown [kraʊn] (noun) – a metal covering over the enamel-covered part of a tooth

extract [ɪk'strækt] (verb) – remove

dull [dʌl] (verb, also adjective) – numb or make insensitive, deaden feeling

local anesthetic (noun) – a drug used to dull the body's senses from pain in a specific area

discomfort [dɪs'kʌmfət] (noun) – pain or an uncomfortable feeling associated with a part of the body

grin [grɪn] – to draw back the lips so as to show the teeth, as a snarling dog or a person in pain

alloy ['ælɔɪ] (noun) – a mixture of two or more metals

porcelain ['pɔːsəlɪn] (noun) – made of semitransparent ceramic

drill [drɪl] – a tool with a sharp point and cutting edges for making holes in hard materials (usually rotating rapidly or by repeated blows)

buildup [bɪldʌp] – an accumulation of something

scream [skriːm] – to utter a loud, sharp, piercing cry

Task 3. Complete the sentences using the terms from the previous task.

1. Different _____ fillings may be used to fill cavities, depending on the severity and location of the cavity, as well as the patient's preference.
2. She knew he had news, because of the _____ on his face.
3. She collects blue and white _____.
4. A _____ is a dental instrument used to remove decay.
5. Headache was caused by a _____ of fluid in the patient's skull.
6. Researchers have conducted _____ studies on the causes and prevention of tooth decay.
7. The dentist used a _____ on the patient before she extracted the tooth.
8. The patient _____ in pain.
9. The dentist suggested putting a _____ on the tooth since the cavity would have been too difficult to repair with a filling.
10. The dentist _____ the decayed tooth without a problem.
11. I was shocked that the dentist didn't give me anything to _____ the pain.
12. I went to the dentist because I felt a great deal of _____ in one of my teeth.

Task 4. Fill in the blanks with the vocabulary from the box below.

grind your teeth	tooth decay	cavity	chipped	molar
dental floss	novacaine	braces	filling	dental hygienist

1. A small hole in the tooth: _____
2. He / she cleans your teeth before the dentist sees you: _____
3. Large tooth in the back of your mouth: _____

4. Material put in a cavity: _____
5. The wearing down of teeth that comes with time: _____
6. A drug used to numb the mouth before a procedure: _____
7. String used to clean in between teeth: _____
8. These are used to straighten the teeth: _____
9. To close your jaw tight with your teeth together is to: _____
10. A damaged tooth with a piece missing is a _____ tooth.

Task 5. Look at the phrases that you can hear at the dentist's office. Do you know their meaning? Connect the phrases with the situations they can be used in, mark who can use these phrases (d – dentist, p – patient). Try to add more phrases.

- | | |
|-------------------|---|
| | 1) please take a seat |
| | 2) can I make an appointment to see the ...? |
| | 3) a little wider, please |
| At the reception | 4) I'm going to give you an x-ray |
| | 5) you need two fillings |
| | 6) let me know if you feel any pain |
| | 7) one of my fillings has come out |
| | 8) I'd like a check-up |
| | 9) when did you last visit the dentist? |
| | 10) you've got a bit of decay in this one |
| Teeth examination | 11) you should make an appointment with the hygienist |
| | 12) I'm going to give you an injection |
| | 13) I'd like a clean and polish, please |
| | 14) can you open your mouth, please? |
| | 15) I'm going to have to take this tooth out |
| | 16) you've got an abscess |
| | 17) I've chipped a tooth |

- Dental treatment
- 18) I've got toothache
 - 19) how much will it cost?
 - 20) have you had any problems?

Task 6. Fill in the following patient registration form with your personal information. Does the patient registration form in Russia contain the same information?

STAR DENTAL OFFICE

PATIENT INFORMATION TODAY'S DATE (mm/dd/yy): _____

Name: _____

First

Middle

Last

Age: ____ Date of Birth (mm/dd/yy): _____

Email: _____

Address: _____

City: _____ Province: _____ Postal Code: _____

Home Phone: _____ Work Phone: _____

Medical Doctor Info: Name _____ Phone/Address _____

Emergency Contact (NOT living with you) Name: _____ Phone: _____

Task 7. Role-play. Make dialogues according to the situations. Use phrases from Task 5.

1. A dentist and a patient.
2. Two people are discussing dental problems, ways of treatment and dentists.
3. Two dentists are discussing their work.

Unit 7


*Some tortures are physical and some are mental,
but the one that is both is dental.*

Ogden Nash

Task 1. Answer the following questions.

1. Have you ever had any dental treatment?
2. Describe the treatment and your impression and feelings.
3. Do you know any new methods of dental treatment?
4. What is the most often performed dental treatment in your country?

Dental treatments



We have spoken about dental problems. Now we will study the main treatments carried out by dentists.

Bridges. A bridge is a fixed replacement for a missing tooth or teeth. It's made by taking an impression of the surrounding teeth, which will eventually support the bridge. A bridge is usually created from precious metal and porcelain and will be fixed in your mouth (unlike dentures, which can be removed).

Crowns. A crown is a type of cap that completely covers a real tooth. It's made from either metal, or porcelain and metal, and is fixed in your mouth. Crowns can be fitted where a tooth has broken, decayed or been damaged, or just to make a tooth look better.

Fillings. Fillings are used to repair a hole in a tooth caused by decay. Dentist usually offers the most appropriate type of filling according to patient's clinical needs.

Root canal treatment. Root canal treatment (also called endodontics) tackles infection at the centre of a tooth (the root canal system). During treatment, all the

infection is removed from inside the root canal system. The root canal is filled and the tooth is sealed with a filling or crown to stop it from becoming infected again.

Scale and polish. This is when your teeth are professionally cleaned by the hygienist. It involves carefully removing the tartar.

Braces. Braces straighten or move teeth to improve the appearance of the teeth and how they work.

Wisdom tooth removal. Wisdom teeth can sometimes emerge at an angle or get stuck and only emerge partially. Wisdom teeth that grow through in this way are known as impacted. Impacted wisdom teeth can be removed.

Dental implants. Implants are a fixed alternative to removable dentures. They may be the only option if the loss of teeth has caused the mouth to shrink so that it can no longer support dentures. You can use implants to replace just a single tooth or several teeth.

Dentures or false teeth. More commonly known as false teeth, dentures are fitted in place of natural teeth. A full set is used to replace all your teeth. A part set is used to replace one or more missing teeth.

Broken tooth. If the tooth is just chipped, it can be smoothed down and filled, or dentist can use a crown.

Teeth whitening. Teeth whitening involves bleaching your teeth to make them a lighter colour. Teeth whitening can't make your teeth brilliant white, but it can lighten the existing colour by several shades.

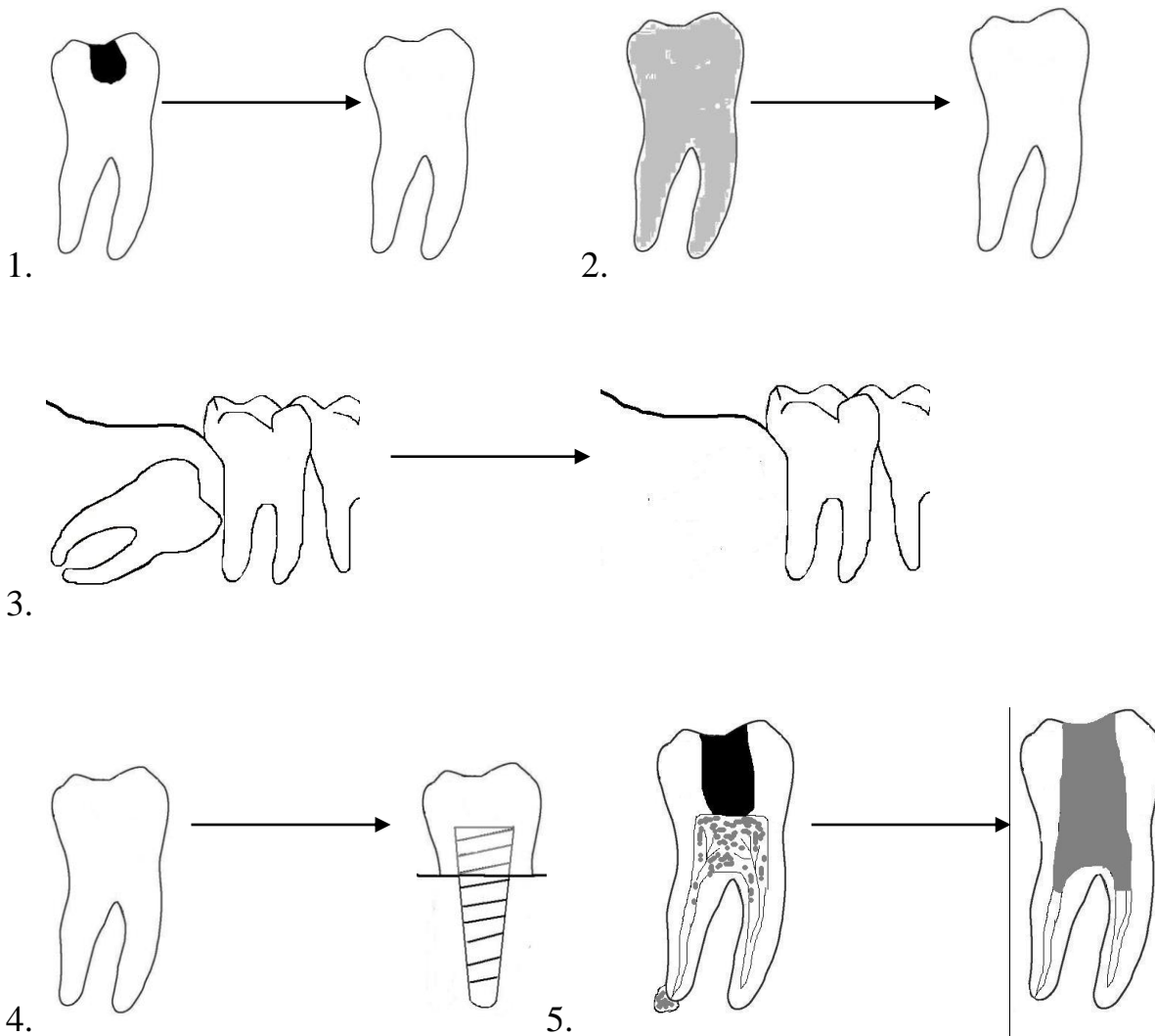
Dental veneers. Veneers are new facings for teeth which disguise a discoloured (rather than a damaged) tooth. To fit a veneer, the front of the tooth is drilled away a little. An impression is taken, and a thin layer of porcelain is fitted over the front of the tooth (similar to how a false fingernail is applied). [7]

Task 2. Dentistry can be divided into two parts: cosmetic dentistry and general dentistry. Cosmetic dentistry is generally used to refer to any dental work that improves the appearance of a person's teeth and gums. General

dentistry is involved in treatment of diseases and disorders. Divide dental treatments from the text into 2 categories, explain your decision.

Cosmetic dentistry	General dentistry

Task 3. Look at the pictures. What treatment did patients have? Label the pictures.



Task 4. Read the description of the treatment and guess its name.

1. This treatment includes the use of extremely thin ceramic shells shaped to fit over the visible portion of your teeth. It will cover up problems like chips and cracks, improving the shape of your teeth.

- a. teeth whitening
- b. porcelain veneers
- c. braces

2. This treatment helps to position the teeth with regard to a person's bite, while also working to improve dental health.

- a. implants
- b. braces
- c. veneers

3. This treatment helps to restore a tooth with a large cavity. They are typically bonded to the tooth using a dental cement.

- a. crown
- b. bridge
- c. filling

Task 5. Are these statements true or false? If the statement is false, correct it.

1. To fit a veneer, the front of the tooth is drilled away a little.
2. Broken tooth should be removed immediately.
3. Implants are a fixed alternative to removable dentures.
4. You can scale and polish your teeth at home.
5. There are several types of fillings, dentists usually use the most appropriate one.

Task 6. Find other examples of dental treatments and present them in the class using the following plan:

1. Name and short description of treatment.
2. What it's used for.
3. How it's done.
4. Does it have any risks?
5. What is the follow-up after treatment?

Task 7. Debate time. Look at the picture, then in two groups, one is for “Home treatment”, another is for “Medical treatment”, find arguments for your treatment, the winner is the group with more arguments.



Task 8. Create a poster (with or without a slogan) to motivate people to go to the dentist and to take care of their teeth.

Unit 8


*I told my dentist my teeth are going
yellow. He told me to wear a brown tie.*

Rodney Dangerfield

Task 1. Answer the following questions.

1. Do you know the names of the dental instruments in Russian? In English?
2. Do you know when and where the first dental instruments appeared?
3. Do dental instruments differ in different countries?

Dental instruments



Practical dentistry today is primarily done with a set of sophisticated dental instruments. It wasn't always so but we can see connection between ancient tools that were used to treat teeth in early times and instruments that are used now.

One of the earliest dental tools is a drill. The first dental drill appeared in 7000 BC and was an invention of Indus Valley Civilization. It was actually a **bow** drill as it is believed that it was operated by skilled bead **craftsmen** because its main use was in production of beads and jewelry. Next step in development of dental drills were mechanical hand drills but they were quite slow. The first mechanical dental foot engine was built by John Greenwood in 1790. It was inspired by a foot-powered **spinning wheel**. The clockwork dental drill was invented in 1864 by British dentist George Fellows Harrington. It was much faster than hand drills, but also produced great deal of noise. American dentist George F. Green invented pneumatic dental drill in 1868. It was powered with pedal-operated **bellows**. Pedal-powered burr drill appeared in 1871 and was an invention by James B. Morrison. George F. Green also invented and patented the first electric dental drill in 1875 which revolutionized dentistry. Electric dental

drills were improved in time and by 1914 they could reach speeds of up to 3000 rpm. John Patrick Walsh, with members of the staff of the Dominion Physical Laboratory (DPL) Wellington, New Zealand, invented predecessor of a modern air turbine hand piece dental drill in 1949. Modern dental drills, based on this, can have up to 800,000 rpm, although they most commonly have up to 400,000 rpm. Dental burs are used in these hand pieces and are made of tungsten carbide or diamond.

Dental drills are not the only instruments used in dentistry. Dental explorer or sickle probe is used to enhance tactile sensation because sometimes decay can be difficult to diagnose without tactile verification. The most commonly used is so called No. 23 explorer, also known as a shepherd's hook. Periodontal probe looks like a dental explorer but its tip is marked and blunted at the end. It is used to measure pocket depths around a tooth in order to establish the state of health of the periodontium.

Tools for tooth extraction were used since 14th century when Guy de Chauliac invented Dental Pelican which was in use until 18th century. It was replaced by a dental key. It is not known who invented it but it appeared for the first time around 1730. It often caused tooth breaking, causing jaw fractures and soft tissue damage. Dental key was used until 20th century when modern forceps replaced it. They are still in use today.

Mouth mirror is used to help dentist to see teeth in locations of the mouth where visibility is difficult or impossible.

Periodontal scaler is used primarily in the prophylactic and periodontal care of human teeth along with periodontal curette. The first have narrow tip while the second have blunt one. [8]

Task 2. Match the highlighted words or phrases from the text with their definitions.

1. _____ the breaking of a bone
2. _____ a piece of equipment for blowing air into or through something

3. _____ flexible strip of wood or other material, bent by a string stretched between its ends, for shooting arrows
4. _____ having a dull edge or point, rounded, not sharp
5. _____ a person who practices or is highly skilled in a craft, an artist.
6. _____ perceptible to the touch, tangible.
7. _____ is a device for spinning thread or yarn from natural or synthetic fibers
8. _____ to raise to a higher degree, intensify

Task 3. Match the name of the instrument with its picture and with the description.

Forceps

1.



a) A rotary power-driven instrument into which cutting points may be inserted.

Mouth mirror

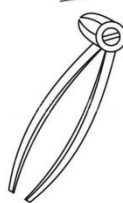
2.



b) Device used to luxate teeth and to remove them from alveolus. .


Drill

3.



c) A sharp pointed probe used to investigate natural or restored tooth surface to detect caries or other defects.

Dental explorer or sickle probe 4.



d) A small mirror on a handle used to facilitate visualization in the examination of the teeth.

Task 4. Read the text and fill in the gaps with appropriate translation. Sometimes several translations are possible.

The tooth extraction procedure

As a first step, your dentist will need to 1. _____ (обезболить) both your tooth and the bone and 2. _____ (ткань десны) that surrounds it.

Dentists have a variety of tools they use to 3. _____ (захватить) and apply pressure to teeth. Some of them are pliers-like instruments called 4. _____ (щипцы для удаления зуба). Others are specialized levers called elevators.

A dentist will 5. _____ (захватит) a tooth with their 6. _____ (щипцы) and then firmly and deliberately rock it back and forth as much as it will.

Because the bone that surrounds the tooth is compressible, the 7. _____ (зубная ячейка) will gradually start to expand. As it does, the range of the dentist's side-to-side motions will increase.

In addition to this rocking motion, the dentist will also rotate the tooth back and forth. This twisting action helps to rip and tear the tooth away from the ligament that binds it in place.

At some point, the socket will be enlarged enough, and the ligament torn away enough, that the tooth can be easily removed.

Task 5.

Fill in the blanks with appropriate words.

Dental Lasers

Can lasers that cut gum, tooth and bone end the rule of the turbine dental drill?

Allen Helfer is able to perform root canals on his dental patients without using anesthesia. Instead of boring into teeth with an excruciating turbine-driven 1. d____, the professor of dentistry at Columbia University's School of Dental & Oral Surgery slices painlessly through gum, tooth and bone with a laser beam.

A visit to the oral surgeon will always remain low on the list of pleasant things to do, but the days of throbbing jaws and numbed mouths are drawing to a close.

Dentistry is painful because drills are messy and hot. Friction builds up between the drill and the tooth, heating up the enamel and causing nerves to flare. A drill's vibrations can also weaken the 2. t___ by creating small cracks and fissures in the tooth's surface.

Dental lasers take away all that trouble. They cut by vaporizing the water molecules inside soft, wet 3. g___. An ingenious new laser called Waterlase adds to that the ability to cut through dry teeth and bone by casting a cloud of hot water vapor around the laser's cutting point, a couple of millimeters from the tooth. The excited water molecules dissipate their energy by bashing against the enamel and bone. Even as the tooth is being cut, it never gets hot, and there is little pain.

Some 1,500 Waterlase machines have been sold in the U.S. since it won approval from the FDA 4. (F ___ & D___ a___) in October 1998 for preparing cavities to be filled. Sales have risen steadily since, with Waterlase winning subsequent approvals for root canals in January 2002, bone surgery in February 2002 and root canal complications in February 2003.

There are 140,000 dentists in the U.S.; most of them are general practitioners who work alone and still use anesthesia and 5. t___ drills. Biolase's competitors include Lumenis, in Israel, and Hoya ConBio, in Fremont, Calif.

Some dentists will be reluctant to go vibration-free. The \$50,000 price tag on the Waterlase is 33 times that on a high-speed dental drill. But there are compelling reasons to switch. Biolase's Jones says the Waterlase can generate \$1,000 a day as procedures are done more 6. q___, with less delay for anesthesia and fewer complications. Moreover, the laser, which resembles a dental drill in shape, can do things a dentist would never do with a drill, like cut gums.

Unit 9

*Blessed are they who hold lively conversations
with the helplessly mute,
for they shall be called dentists.*

Ann Landers

Task 1. Answer the following questions:

1. Describe the qualities that any dentist should have?
2. What is difficult in the work of a dentist?
3. What attracts you in the job of a dentist?

Interview with a Dentist

I: What do you do for a living?

D: I'm a general dentist.

I: How would you describe what you do?

D: I do anything that pertains to surgery, cleaning, hygiene, or fillings in someone's mouth.

I: What does your work entail?

D: I do fillings and root canals and surgical extractions, regular extractions, removal of wisdom teeth, removal of canines, soft tissues etc.

I: How did you get started?

D: Dentistry is in my family, and that is how I got introduced to it. I went to school and started taking my science courses and I really liked them, and also I liked the interaction with people and helping them in some sort of capacity; I liked it that dentistry really allowed me to do that. And it is a trade also. I wanted a job that required a license because I feel like when you're licensed to do something, you will always have a job.

I: What do you like about what you do?

D: I would say first and foremost, being able to talk to people or getting to be around and help people. I also like working with my hands. And I'm not an artist, by any means, but you have to have a good eye and be good with your hands. You have

to know what looks natural and what doesn't, which is really funny because a lot of patients don't want what looks natural; they want what looks fake, which we hate:).

I: What do you dislike?

D: I really don't think there's anything I don't like about dentistry. I really don't. I like it that much. But sometimes I feel like I have to be strict and I feel like I'm giving lectures to patients (when they guidance about tooth care or are doing bad things to their teeth). I don't like conflict so that's kind of hard for me. But, at that same time, when it must be said, it has to be said.

I: What is most challenging about what you do?

D: Working in a very tiny, dark space. And, there's fluids where you have to keep things dry. Sometimes it can be really challenging, especially when a patient can't open their mouth.

Also, people are very, very, very scared of the dentist and I probably hear that 10 times a day: "it's not you, I really like you but I just hate the dentist and I'm so scared and I had this one bad experience." Seriously, every other patient, I get a story like that. It doesn't bother me, but I've talked to some older dentists, and they sometimes get a chip on their shoulder.

I: What advice would you offer someone considering this career?

D: To do well in school and to do a bunch of shadowing to see if it's something they really want to do; it's hard to know until you really get into it, because you don't start drilling and doing all of that until you really start working with patients. You have no way of really knowing if you're going to get along with it. [5]

Task 2. Have a look at underlined phrases from the text. Below you can see the explanation of them. Now return to the text and translate these phrases. After reading do the task below.

get a chip on their shoulder – to seem angry all the time because you think you have been treated unfairly

to do for a living – to do something as your job or a way of making money

a bunch of shadowing – to find more information about something.

get around – to meet with somebody or to deal with problems

Paraphrase sentences below using underlined expressions from the text.

1. She writes a financial column as her job.
2. You should carefully check all the details of the contract before signing it.
3. There are ways of dealing with the tax rules.
4. Our neighbor is always gloomy and is always trying to start a fight.

Task 3. Are these statements true or false? If the statement is false, correct it.

1. The dentist wanted a job that didn't require a license because it is very difficult to get it.
2. The dentist dislikes being strict to his patients.
3. People usually are not afraid of dentists.
4. A lot of patients don't want what looks natural, they want what looks fake.
5. It's quite easy to decide if dentistry is for you when you are just studying at the university.
6. The most challenging about dentist's job is working in a very tiny, dark space.
7. The dentist really worries about patients who are afraid of him.
8. The work of a general dentist doesn't involve surgical extractions.

Task 4. In the text you have met several interesting sentences, try to explain them.

"I wanted a job that required a license because I feel like when you're licensed to do something, you will always have a job."

"I'm not an artist, by any means, but you have to have a good eye and be good with your hands."

Task 5. Do you think that you will be satisfied with the career as a dentist? Take this quiz to find out if this is a good career choice for you.

Should You Become a Dentist?

<p>1. How would you describe your ability to listen to others?</p> <p>A. I pay complete attention and only interrupt to ask questions if necessary (3)</p> <p>B. I usually listen well, but my mind sometimes wanders (2)</p> <p>C. I find my mind wandering whenever others are speaking (1)</p> <p>2. How do you feel about having close physical contact with people?</p> <p>A. Yuck (1)</p> <p>B. I'm fine as long as no one is sick (2)</p> <p>C. It's not a problem for me (3)</p> <p>3. Are you good at working with your hands?</p> <p>A. Yes (2)</p> <p>B. No (1)</p> <p>4. Do you like working closely with other people?</p> <p>A. Yes (2)</p> <p>B. No (1)</p> <p>5. Are you always very accurate?</p> <p>A. How important is accuracy? (1)</p> <p>B. Yes, always (3)</p> <p>C. I'm generally accurate (2)</p> <p>6. Are you good at, and do you like, making decisions on your own?</p>	<p>A. I go with my first instinct (1)</p> <p>B. I consider alternative solutions and weigh the positives versus the negatives of each one (3)</p> <p>C. I get help from someone who has dealt with a similar problem (2)</p> <p>9. Are you easily able to recognize when there is a problem?</p> <p>A. Always (3)</p> <p>B. Usually (2)</p> <p>C. No (1)</p> <p>10. How well do you understand what others tell you?</p> <p>A. Very well (3)</p> <p>B. Fairly well (2)</p> <p>C. Not at all (1)</p> <p>11. Are you willing to do work that may cause you to be exposed to disease and infection?</p> <p>A. Are you nuts? Of course not (1)</p> <p>B. Yes. I'll make sure to work as safely as possible (2)</p> <p>12. What was your favorite subject in school?</p> <p>A. English (1)</p> <p>B. Science (3)</p> <p>C. Music or Art (1)</p> <p>D. Math (2)</p>
--	---

<p>A. I can never make up my mind (1)</p> <p>B. I like making decisions on my own and I'm great at it too (3)</p> <p>C. I'm okay at making my own decisions, but I don't really like it (2)</p> <p>7. When you are expected to do something or be somewhere, can others count on you?</p> <p>A. Always (3)</p> <p>B. Usually (2)</p> <p>C. I try, but something always seems to come up (1)</p> <p>8. When faced with a problem, how do you solve it?</p>	<p>13. How much education are you willing to complete to become a dentist?</p> <p>A. I need to start working immediately (1)</p> <p>B. I am willing to complete dental school. This may take at least four years after I earn a bachelor's degree (3)</p> <p>C. I am willing to earn a bachelor's degree (2)</p> <p>14. Are you willing to continuously keep up-to-date on new procedures and techniques?</p> <p>A. Yes (2)</p> <p>B. No (1)</p>
---	--

Your Quiz Results:

31-38 It looks like you would be satisfied with a career as a dentist.

21-30 You have many of the characteristics needed to work in this field, but not all of them.

14-20 Based on your answers, it is doubtful you would enjoy a career as a dentist.

Task 6. Make dialogues on the following situations:

1. A dentist and his patient. The patient is really nervous. He is afraid. The task of the dentist is to comfort the patient.

2. A dental student gives an interview to a local journalist about his choice of career and his career expectations.

3. A journalist and a patient. The journalist tries to find out why the patient is afraid of dentists and what he thinks about them.

Unit 10

*I don't judge people by the color of their skin,
I judge people by the color of their teeth.*

Unknown dental assistant

Task 1. Answer the following questions.

1. Do you know the names of dental professions?
2. Do you know what do people belonging to these professions do at work?
3. Who is the most important person at dentist's office?

Dental professions

Mid-Level

Dental Assistants

Dental assistants help dentists with various tasks like sterilizing instruments and equipment, taking and developing dental x-rays, taking impressions of patients' teeth, and scheduling appointments. Furthermore, they

prepare and guide patients throughout their procedures. Dental assistant is a good career choice because the demand for these dental field jobs is continuously rising.

Dental Hygienists

There are a few other mid-level careers in the dental field, such as dental hygienist. A dental hygienist has more responsibilities than a dental assistant. The duties of a dental hygienist include cleaning teeth, examining patients for signs of oral diseases like gingivitis, and provide other preventative dental care under the supervision of a dentist. Moreover, they also educate patients on ways to improve and maintain good oral health.

Dental Laboratory Technicians

Dental laboratory technicians or simply dental technicians. These professionals manufacture dental prosthetics, such as bridges, crowns and dentures according to the specification sent by the dentist. There are four major disciplines in dental technology:



- ☐ Single
- ☐ Married
- ☐ It's complicated
- ☐ In a Relationship
- ☒ In Dentistry

fixed prosthesis, removable prosthesis, maxillofacial prosthesis, and orthodontics and auxiliaries.

Administrative

Office Manager

There are also administrative dentist jobs. The office manager oversees the daily operations of the dental office. They manage staff schedules, train office staff, assess staff performance, oversee finances, monitor inventory and order supplies, among other things. The office manager essentially ensures that the dental office runs smoothly, so that the dentist and their staff can focus on patient care.

Office Staff

The staff in a dental office assumes numerous administrative roles, including receptionists, appointment schedulers, and accounting and billing specialists. They also provide paperwork for new patients and are responsible for filing and retrieving patient information.

Doctorate Level

General Dentist (DDS)

The position of a general dentist is comparable to that of a primary care doctor in medicine. The general dentist usually performs dental and oral health care prevention and maintenance services like teeth cleaning, fluoride treatments, cavity fillings and root canals. In some instances, the general dentist may also treat diseases of nerve, pulp and other dental tissues affecting oral hygiene and retention of teeth.

Orthodontist

Orthodontists specialize on jaw alignment and positioning of the teeth. They use different methods and oral appliances to straighten and realign crooked or misaligned teeth. Braces, retainers and other devices are used to help correct patient's teeth. Whereas most patients of orthodontists are younger as they are growing and their teeth are easier to move, adult patients do consult an orthodontist, too.

Periodontist

A periodontist is a dentist who specializes in the care of the supporting structures of teeth that are known as periodontium, such as gums, the alveolar bone

and periodontal ligament. Periontal diseases are usually a result of bacterial accumulation and inflammation.

Oral and Maxillofacial Surgeon

An oral and maxillofacial surgeon provides surgical care for teeth, jaws and facial bones. Some surgeons also specialize in microvascular reconstruction (after neck and head cancer), craniofacial surgery and pediatric maxillofacial surgery (e.g., cleft lip and palate repair) or cranio-maxillofacial trauma treatment.

Cosmetic Dentist

The cosmetic dentist focuses on aesthetic dentistry, which is aimed at improving the appearance rather than the patients' health. They normally treat aesthetic issues surrounding a patient's teeth, gums and/or bite. Common cosmetic dentistry procedures include teeth, veneers or the bonding of teeth. Cosmetic dentists normally practice as general dentists. It is important to note that the American Dental Association does not recognize cosmetic dentistry as a formal specialty of dentistry. [10]

Task 2. Match the highlighted words or phrases from the text with their definitions.

1. _____ allowing or having an even, uninterrupted movement or flow
2. _____ intended to try to stop something that causes problems or difficulties from happening
3. _____ not in the correct position in relation to something else
4. _____ used as an artificial part of the body
5. _____ to plan for a certain date
6. _____ to destroy microorganisms in or on smth.

Task 3. Have a look at the underlined verb expressions from the text. Try to guess their meaning without using a dictionary. Paraphrase sentences below using underlined expressions from the text in a correct grammatical form.

1. I'm going to concentrate on the topic that I hope a lot of you have heard of.

2. That was a project which targeted at the reading one copy of the human genome.

3. So he's really taken charge of a lot of what we consider modern in dictionaries today.

4. We are good at placing high quality dental implants in Kazan.

Task 4. Match the name of a dental specialist with the description of his responsibility.

1. Pediatric Dentistry	a. They deal with the health of the structures around the tooth: the gingiva (gums) and bone. If you start developing gum disease, they can help you get back to having healthy gums. They can also perform gum surgery and gum grafts as well as place dental implants.
2. Periodontics	b. They normally remove wisdom teeth. However, they do much more. They can place dental implants, surgically remove tumors in the facial area, perform reconstructive and cosmetic surgery of the face after you've been in a traumatic accident, as well as TMJ surgery.
3. Dental assistant	c. This specialty was formerly called pedodontics. They provide specialized care for children through adolescence. They are able to calm down many of the kids by telling them funny stories and using language that they would understand. They are also trained to recognize and treat dental problems that are specific to children.
4. Oral and Maxillofacial Surgery	d. They perform many tasks, ranging from patient care and taking x-rays to recordkeeping and scheduling appointments. Their duties vary by region and by the dentists' offices where they work.

Task 5. Match the Name of the Dentist With Their Claim to Fame

- | | |
|-----------------------|---|
| 1. John Greenwood | A. First woman to receive a dental degree |
| 2. Pearl Zane Grey | B. Early practice management guru |
| 3. Harold Hillenbrand | C. Inventor of grape juice |
| 4. Ida Gray | D. Legend of the American West |

5. Raymond F. Gist	E. First African American to receive a dental degree
6. Faye Kellerman	F. Revolutionary War hero who also made and sold dentures
7. Geraldine Morrow	G. Father of Orthodontics
8. Edward Angle	H. Served the longest term as the chief executive officer of the ADA
9. Horace Hayden	
10. Emeline Roberts Jones	I. Ancient Egyptian scribe sometimes called the world's first dentist
11. Bernard Cigrand	J. Best selling author of murder mysteries
12. Paul Revere	K. One of the founders of the world's first dental school
13. John Holliday	L. Led the NFL in rushing in 1939 while a member of the Chicago Bears
14. Levi Spear Parmly	
15. Pierre Fauchard	M. First woman to serve as president of the ADA
16. Hesy-ra	N. First African American woman to receive a dental degree
17. Robert Tanner Freeman	O. Oral hygiene pioneer and inventor of modern dental floss
18. Thomas B. Welch	P. Dentist who was first person to have an artificial heart implant
19. William Osmanski	Q. George Washington's dentist
20. Lindsey D. Pankey	R. His statue is the only memorial to a dentist in a public park in Chicago
21. Barney Clark	S. First African-American to be elected President of the ADA
22. Gillette Hayden	T. "Father of Dentistry" and author of the first dental textbook
23. G. V. Black	U. First woman to have her own dental practice in the U.S.
24. Lucy Hobbs Taylor	V. Co-founder of the American Academy of Periodontology
25. Ben Saloman	W. Only Army dentist to receive the Congressional Medal of Honor
	X. Founder of Flag Day
	Y. Writer of over 50 Westerns and prize winning deep sea fisherman

Unit 11

*You don't have to brush your teeth
— just the ones you want to keep.*

Unknown author

Task 1. Answer the following questions.

1. How often do you brush your teeth?
2. Why do we need to brush our teeth regularly?
3. What other teeth habits exist in your country?

Creation of national tooth brushing habit in the USA



One day in the early 1900s, a prominent American businessman named Claude C. Hopkins was approached by an old friend with an amazing new creation: a minty, frothy toothpaste named “Pepsodent” that, he promised, was going to be huge.

Hopkins, at the time, was one of the nation’s most famous advertising executives. But Hopkins’ greatest contribution would be helping to create a national tooth brushing habit. Before Pepsodent, almost no Americans brushed their teeth. A decade after Hopkins’ advertising campaigns, pollsters found that toothbrushing had become a daily ritual for more than half the population.

When Hopkins signed on to promote Pepsodent, he realized he needed to find a trigger for its daily use. He sat down with a pile of dental textbooks. “It was dry reading,” he later wrote in his autobiography. “But in the middle of one book I found a reference to the mucin plaques on teeth, which I afterward called ‘the film.’

“That gave me an appealing idea. I resolved to advertise this toothpaste as a creator of beauty.”

Soon, cities were plastered with Pepsodent ads. “Just run your tongue across your teeth,” read one. “You’ll feel a film – that’s what makes your teeth look ‘off color’ and invites decay.”

“Note how many pretty teeth are seen everywhere,” read another. “Millions are using a new method of teeth cleansing. Why would any woman have dingy film on her teeth? Pepsodent removes the film!”

Three weeks after the first Pepsodent ad campaign, demand for the toothpaste exploded. There were so many orders that the company couldn’t keep up. In three years, the product went international. Within a decade, Pepsodent was one of the top sellers around the globe.

“I made for myself a million dollars on Pepsodent,” Hopkins wrote a few years after the product appeared on shelves. The key, he said, was that he had grounded his advertising campaign in two basic rules:

First, find a simple and obvious cue. Second, clearly define the rewards.[6]

Task 2. Match the highlighted words or phrases from the text with their definitions.

1. _____ of a dark, dull, or dirty color
2. _____ people who conduct opinion polls
3. _____ stimulus, either consciously or unconsciously perceived, that elicits or signals a type of behavior
4. _____ to attempt to sell or popularize by advertising
5. _____ containing a mass of bubbles in a liquid
6. _____ lacking interest
7. _____ something given or received in return for a deed
8. _____ the chief officer
9. _____ a thin layer or coating
10. _____ any event that sets a course of action in motion

Task 3. Think about the translation of these words in the context of the text. Choose the right variant and explain why another one is wrong.

- | | |
|-------------------------------------|---|
| 1) decade | 5) dry |
| a. десятилетие b. декада c. десяток | a. сухой b. скучный c. обезвоженный |
| 2) daily ritual | 6) film |
| a. привычка b. ежедневная привычка | a. фильм b. снимок c. налет |
| c. ежедневный ритуал | 7) to ground |
| 3) population | a. базироваться b. основываться |
| a. население b. популяция c. жители | c. приземляться |
| 4) pile | 8. appealing idea |
| a. куча b. гора c. грудa | a. прекрасная идея b. привлекательная идея c. многообещающая идея |

Task 4. Have a look at the sentences from the text. As you can see, these are passive forms. Rewrite them into active. Think about the subject if it is absent in the sentence.

1. One day a prominent American businessman was approached by an old friend.
2. Soon, cities were plastered with Pepsodent ads.
3. Note how many pretty teeth are seen everywhere.

Task 5. Cover the text and answer the following questions.

1. Who is Claude C. Hopkins?
2. What is he famous for?
3. How can you characterize brushing habits of Americans before 1900-s?
4. What was a trigger for daily use of the toothpaste in the ad?
5. Was the ad successful?
6. Did Pepsodent become demanded abroad?
7. What was the “cue” and the “reward” in the ad?

8. Do you think that today toothpaste ad appeals to the same feelings and emotions as 100 years ago?

Task 6. Retell the text from the first person as if you are:

- a. Claude C. Hopkins
- b. Head of the Pepsodent toothpaste company
- c. An ordinary American who saw the advertisement and decided to try this toothpaste

Task 7. Do you know what's in your toothpaste? At home check the first 5 ingredients that are listed on tubes of toothpaste. Do you know what they are and what they're designed to do for your teeth? Find information if you don't know.

Task 8. Prepare little reports on the following topics.

- a. What are the most popular toothpaste brands in your country? Have you ever seen their advertising? If yes, how do they try to promote their product?
- b. Brushing habit in you group. Conduct an anonymous survey. Make a questionnaire and ask your group mates. Analyze the results. Do you think that brushing habit is good in you group? If no, what can be done to improve it?
- c. Imagine that you are in 1900. There are a lot of people around you who don't clean their teeth at all. How you as a future dentist can explain them the importance of teeth hygiene?

Task 9. Find 22 words connected with the topic “Dentistry”.

m	i	l	k	g	p	d	p	l	a	q	u	e	c	x
x	z	x	e	u	t	g	p	v	a	u	y	q	r	e
m	i	y	i	m	h	h	j	r	x	k	c	q	o	n
t	n	f	i	l	l	i	n	g	e	j	a	s	w	a
e	c	f	l	a	d	u	l	t	j	m	i	l	n	m
f	i	j	g	x	n	e	o	z	c	o	o	j	z	e
i	s	d	i	e	t	o	z	m	w	a	u	l	c	l
m	o	l	a	r	u	i	v	b	n	i	n	x	a	q
l	r	k	s	a	l	i	v	a	o	i	s	i	p	r
r	c	a	r	n	i	v	o	r	e	h	v	d	n	k
o	b	j	x	l	d	e	n	t	i	s	t	o	o	e
g	v	m	h	e	r	b	i	v	o	r	e	l	r	m
q	g	i	n	c	a	v	i	t	y	t	o	u	a	e
w	m	d	e	n	t	i	n	e	u	r	g	r	y	u
t	o	n	g	u	e	o	b	a	c	t	e	r	i	a

Unit 12

Q: At what time do most people go to the dentist?

A: At tooth-hurty (2:30).

Dental Humor

Task 1. Answer the following questions.

1. Is there any similarity in the work of a detective and a dentist?
2. Can dentists help detectives in their investigations?
3. Who are the most famous detectives in your country?

The dentist as detective



When you think of great detectives, you probably think of Sherlock Holmes, Hercule Poirot, or Charlie Chan. But these investigators are much less amazing than some of the world's greatest, although unknown, detectives – dentists.

Dentists? That's right. More properly known as forensic dentists or odontologists, these experts specialize in identifying human **remains** through dental records.

"No two sets of teeth are alike," says Dr. Lowell Levine, a forensic dentist and former president of the American Academy of Forensic Sciences.

"A dental x-ray is as unique as a fingerprint. No two people in the world are dentally identical. Even **twins** are different."

The work of a forensic dentist is "more than just a job," he added.

"It's a deep **commitment** to the living. Relatives are understandably very concerned that they get the actual remains of their loved ones for **burial**."

"From the legal standpoint, **survivors** can't receive insurance benefits until the local medical examiner or **coroner** issues a death certificate. And a death certificate can't be issued until there is a medical and legal certainty of identity."

Forensic dentistry also plays a role in the **investigation** of homicides, sex crimes, and child-abuse cases. The technique dates back to 1849, when a set of dentures was used to identify a crime victim and send his killer to the **gallows**.

Dental records have been used to identify the bodies of those who died in the Jonestown murders-suicides, and were used to determine that a body found in a Berlin bunker in 1945 was indeed that of Adolf Hitler.

However, less notorious cases have also been recorded: A hungry bandit in an Omaha, Nebraska, grocery store **munched on** a piece of cheese during a holdup. Forensic experts examined the cheese and concluded that only one mouth could have nibbled it. Confronted with the **evidence**, the man confessed. [1]

Task 2. Are these sentences true or false? If the sentence is false, correct it:

1. Sherlock Holmes, Hercule Poirot, and Charlie Chan are three famous dentists.
2. Forensic dentists, or odontologists, are specialists who identify dead people by their dental records.
3. Only identical twins have teeth that are exactly the same.
4. Relatives cannot receive insurance benefits unless the dead person is identified with certainty.
5. Experts in this type of dentistry have helped to bring criminals to justice.
6. The use of dental records for identification of people began about twenty years ago.

Task 3. Match the **highlighted words or phrases from the text with their definitions.**

1. _____ to chew or eat food audibly or with pleasure
2. _____ the ritual placing of a corpse in a grave
3. _____ two offspring produced by the same pregnancy
4. _____ something that indicates that a person is guilty

5. _____ government official who confirms and certifies the death of an individual
6. _____ a dead body or parts of a dead body
7. _____ a device used for execution by hanging
8. _____ a careful examination or search in order to discover facts or gain information
9. _____ the same as obligation
10. _____ people who remained alive

Task 4. Have a look at the sentences. Each sentence has a mistake. It can be grammar or spelling mistake. Find and correct the mistakes.

1. But this investigators are much less amazing than some of the world's greatest, although unknown, detectives – dentists.
2. A dental x-ray is so unique as a fingerprint.
3. And a death certificate can't be issue until there is a medical and legal certainty of identity.
4. Forensic dentistry also play a role in the investigation of homicides.
5. The technique dates back to 1849, when a set of dentures used to identify a crime victim.
6. Dental records have used to identify the bodies of those who died in the Jonestown murders-suicides.

Task 5. In the text you have met the word “homicide”. Probably it was unknown for you. If you have problems with translating an unknown word, try to remember familiar words that contain the same parts as unknown one. Many English words originally came from the Latin language and still have Latin parts. Becoming familiar with Latin roots can help you to remember the meaning of some English words.

Common Latin Roots and Suffixes

<i>pater, pair-</i> father	<i>-al</i> of, like, or suitable for
<i>mater, matr-</i> mother	<i>-ity</i> state, character, condition
<i>frater, fratr-</i> brother	<i>-cide</i> killing
<i>homo-</i> man	<i>sui-</i> self
<i>geno-</i> race, kind	

Study the table and do the task below. Here you have several sentences. You should combine Latin roots and suffixes to form a word and fill the gaps in each sentence. Translate the words.

1. A woman who acts like a mother toward someone treats that person in a *maternal* way. A man who acts like a father to someone is said to have a _____ attitude toward that person. The city of Philadelphia was founded by a religious group called the Quakers, who believed in brotherly or _____ love.

2. In hospitals, there are special sections for women who are in the condition of being or becoming mothers; these are called *maternity* wards. On university campuses there are often groups of male students who live together like brothers; these associations are called _____.

3. A person who kills his father commits *patricide*. If he kills his mother, this act is called _____.

4. Can you guess the meaning of the following words?

Homicide, genocide, suicide.

Adulticide, roboticide, femicide.

Task 6. Close the book and retell the text “The dentist as detective”.


Task 7. Find information and make report on one of the topics mentioned in the text:

Sherlock Holmes; Hercule Poirot; Charlie Chan.

Jonestown murders-suicides.

Forensic dentistry in Russia

Task 8. Crossword



Across

Down

- | | |
|---|--|
| 3. the dentist might put one of these in a tooth which has a hole | 1. the top of the tooth |
| 4. a type of tooth used for ripping and tearing | 2. a type of tooth used for biting and cutting |
| 5. a liquid found in the mouth | 4. a hole in a tooth |
| 10. a type of molar teeth at the back of the mouth | 6. these live in mouth and form plaque |
| 11. this eats animals | 7. this is found just below the enamel |
| 12. your first set of teeth - you have 20 | 8. this feeds on more than one type of food |
| 14. the hard material on the outside of teeth | 9. a plant eating animal |
| 16. used for grinding and chewing | 13. used for grinding and chewing |
| 17. this person checks your teeth | 15. your second set of teeth - you have 32 |
| 19. it's pink, around the bottom part of the tooth | 17. a good ____ is important for teeth |
| 20. a layer of bacteria on your teeth | 18. this helps you to swallow your food |

Unit 13

*The tooth fairy teaches children
that they can sell body parts for money.*

David Richerby

Task 1. Answer the following questions.

1. Do you remember how you lost your first primary tooth?
2. How did your parents try to comfort you when you lost your primary tooth?
3. Is there a tooth fairy or another similar character in your culture?

Tooth fairy



There are three central figures in the pantheon of North American children's mythology: Santa Claus, the Easter Bunny and the tooth fairy. But while the origins of the first two are fairly well documented — a combination of Christian and **pagan** traditions, with some recent **tweaks** from the marketing departments at Coca-Cola and Cadbury, respectively — far less is known about the third. As recently as the 1970s, when a radio DJ in Chicago made an **on-air** reference to the tooth fairy, staff at the American Dental Association were **inundated** with calls for more information about her. "We went out of our minds," the director of library services said at the time. "We should have at our fingertips answers to all dentally related questions. But in this area we have nothing."

Around the same time, a professor at nearby Northwestern University Dental School named Rosemary Wells found herself similarly **baffled**. What Wells discovered in her initial research was striking. Despite the seeming timelessness of the character, the tooth fairy is in fact an extremely recent arrival on the mythological scene. Her first print appearance is an eight-page **playlet** for children by Esther Watkins Arnold from 1927.

Of course, rituals surrounding tooth loss date back much further than that. Every recorded human culture has some kind of tradition surrounding the disposal of a child's lost baby teeth. Perhaps the most widely practiced ritual, one that has been documented everywhere from Russia to New Zealand to Mexico, involves offering the lost tooth as a **sacrifice** to a mouse or rat, in the hopes that the child's adult teeth will grow in as strong and sturdy as the **rodent's**.

Wells and others have argued that the tooth fairy serves as a much-needed source of comfort during an experience that can otherwise be scary, even traumatic. The three stages in a **rite of passage**, as described in Arnold van Gennep's book of the same name, are nicely mirrored in both the loss of a tooth and the tooth-fairy ritual in general: separation (tooth falls out; child leaves tooth under pillow), transition (gap in teeth; child goes to sleep) and incorporation (new tooth grows in; child wakes up to a gift of money).

The tooth fairy doesn't appear to be **overstaying** her welcome, either. According to Wells's survey, 97% of parents held positive or neutral feelings toward her. Researchers at Visa recently found that the tooth fairy is now leaving an average of \$3.70 USD per tooth. [11]

Task 2. Match the **highlighted words or phrases from the text with their definitions.**

1. _____ relating to the worship or worshipers of any religion that is neither Christian, Jewish, nor Muslim
2. _____ the offering of animal, plant, or human life or of some material possession to a goddess
3. _____ to change (something) slightly in order to improve it
4. _____ belonging to the gnawing or nibbling mammals, including the mice, squirrels, beavers
5. _____ to confuse, bewilder, or perplex
6. _____ broadcasting

7. _____ a ceremony performed to facilitate or mark a person's change of status
8. _____ to flood; cover or overspread
9. _____ a short play
10. _____ to stay beyond the time, limit, or duration of

Task 3. Have a look at the underlined verb expressions in the text. Try to guess their meaning without using a dictionary.

Paraphrase sentences below using underlined expressions from the text.

1. The staff of the library became insane because they knew nothing about tooth fairy.
2. Librarians should have all the important information close at hand.
3. Children give their lost teeth to rats in the hopes that their adult teeth will be strong.
4. Wells in her initial research found information that was impressive.
5. In the book the stages of the ritual are nicely reflected in both the loss of a tooth and the tooth-fairy ritual in general.

Task 4. Have a look at these words from the text. They are examples of conversion, when a word can belong to different parts of speech without any change in form.

Mirror, figure, document, welcome, comfort, call, question, discover, research, date.

Identify the part of speech of each underlined word in the following sentences.

All the information about the patient is mirrored in his medical record. Usually dentist creates this document when the patient first comes to his office. The document contains the following information: date of the first visit, answers to the initial

questions, research result. When the patient calls the next time he will need only to say his name and surname and the doctor will find his record. Presence of the medical record also creates comfort for the doctor. He doesn't expect to discover something unexpected about the patient. He doesn't expect to figure will the patient be able to pay for the treatment either. The dentist can just welcome his patient.

Task 5. Read the poem. Translate it into Russian. Try to save the rhyme. Memorize the English poem if you like it.


Tooth Fairy letter Poem

In this pocket you will find	In this pocket I will lay,
A teensy, tiny tooth of mine.	the little tooth I lost today.
So while I sleep where	Please, dear fairy,
dreams are made,	tonight as I sleep
Let's see if you	leave me a coin.
can make a trade.	My tooth you can keep.

Unknown Author

Task 6. Do children in your country believe in a Tooth Fairy? If not what other believes, customs and traditions about teeth do people in your country have?

Task 7. Crossword time.



Across

Down

- | | |
|--|--|
| 3. A device that can be worn to straighten the teeth | 1. A hole in a tooth caused by decay. |
| 7. A tooth that is used for biting and cutting. | 2. A substance that is added to drinking water and toothpaste to help prevent tooth decay. |
| 8. A tooth that is used for chewing, crushing and grinding. | 4. Used to fill a hole in a tooth. |
| 11. The hard, outside layer of a tooth. | 5. The part of a tooth that can be seen above the gum. |
| 12. Somebody who treats problems with teeth. | 6. The middle, living part of a tooth. |
| 13. A tooth that is used for ripping and tearing. | 9. A hard, thick substance. Most of a tooth is made of this. |
| 14. The part of a tooth which is below the gum and cannot be seen. | 10. A name often given to our first set of teeth. |
| 15. A thin, sticky coating on teeth. | |

Unit 1 Test “The history of dentistry”

1. Choose the correct variant.

1. Dentistry emerged:

- a) 7000 BC b) 1000 AD c) 1800

2. The first method of treatment was:

- a) magic spell b) bow drill c) healing herbs

3. What animals did Sumerians blamed as the cause of dental problems?

- a) butterflies b) flies c) worms

4. One of the first known professional dentists was an:

- a) Egyptian b) Greek c) Arab

5. Professionals who were doing extractions during the middle ages were not medical authorities, but:

- a) butchers b) barbers c) magicians

6. Who is called “The Father of Modern Dentistry”?

- a) Leonie von Meusebach–Zesch b) Horace Wells c) Pierre Fauchard

7. What happened in 1840 in the sphere of dentistry?

- a) the first dental college was opened b) toothpaste was invented c)

toothbrush was invented

8. The first electric brush was developed in:

- a) USA b) Switzerland c) Germany

9. Americans started brush their teeth regularly:

- a) when the first toothbrushes appeared in the stores b) after WWI
c) after WWII

10. Now many Americans:

- a) don't care about their dental health b) focus on keeping their teeth
clean and attractive c) brush their teeth regularly

Unit 2 Test “Teeth classification”

Task 1. Label the teeth according to three notation systems.



Task 2. Connect the name of the notation system and its definition.

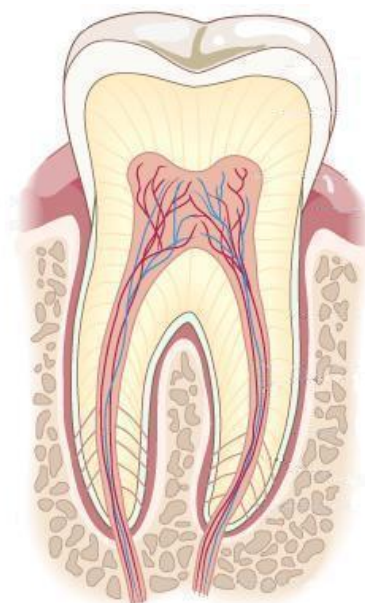
- | | |
|-----------------------|---|
| 1. Palmer notation | a) In this notation system each tooth is labeled with a two-digit number, that represent a tooth's quadrant and the number of the tooth from the midline of the face. |
| 2. Universal notation | b) In this notation system each tooth is labeled with a symbol and a number. |
| 3. FDI system | c) In this notation system each tooth has a unique letter. |

Task 3. Underline the main tasks of dental anatomy.

Studies human tooth structure,
finds new ways of treatment,
helps to classify teeth,
promotes teeth brushing habit,
studies the appearance of the teeth.

Unit 3 Test “Structure of teeth”





Task 1. Find all the parts of the tooth on the picture. Write English and Russian variants. Describe the role of each part.



Task 2. Translate from Russian into English and vice versa.

Цементное вещество зуба, периодонтальные связки, пульпа, дентин, эмаль. Incisors, canines, premolars, molars, wisdom teeth or third molars.

Task 3. Connect the type of the tooth with its description and with the picture.

1. Incisors	a) are used for firmly holding food in order to tear it apart.	Picture 1 
2. Canines	b) are used to take bites of food	Picture 2 
3. Premolar	c) are used to grind food during chewing	Picture 3 
4. Molars	d) are used to tear and grind food	Picture 4 

Unit 4 Test “Dental Health”

Task 1. Choose the correct variant:

1. Tooth decay among children in America has _____ for the last 30 years.
a) dropped b) increased c) stayed the same
2. The most prevalent disease in the USA is:
a) tooth decay b) AIDS c) cold
3. Your teeth can stay healthy:
a) till you are 60 b) till you are 70 c) for all of your life
4. To keep your teeth and gums healthy you shouldn't:
a) eat a lot of vegetables b) have a snack c) eat sweets
5. Selecting a good toothbrush you should think about not injuring your:
a) gum tissues b) tongue c) lips
6. Except brushing what should you do daily?
a) visit your dentist b) chew gum c) floss
7. What should your toothpaste contain to prevent tooth decay:
a) antibiotics b) fluoride c) calcium
8. You should visit your dentist:
a) every 3 months b) every half year c) every year
9. It's better to undergo X-ray examination during every checkup.
a) true b) false c) depends on the situation
10. X-rays cannot reveal such a thing as:
a) the extent of tooth decay b) abscesses c) the amount of calcium in the body

Task 2. Translate from Russian into English.

Рентген, зубная нить, зубные протезы, опухоль, перелом, полость.

Task 3. Translate from English into Russian.

Bristles, preventive measures, checkup, plaque, fluoride, oral hygiene.

Unit 5 Test “Teeth problems”

Task 1. Choose the correct answer:

1. What causes tooth decay?
a) acid b) age c) cavities d) caffeine
2. The best way to prevent gum (periodontal) disease is to...
a) remove plaque b) use fluoride toothpaste
3. Poor dental health is linked to many serious diseases and conditions.
a) true b) false
4. Tooth loss is an inevitable part of aging.
a) true b) false
5. Which of the following usually precede(s) gum disease (periodontal disease)?
a) gingivitis b) pyorrhea c) dentures d) loose teeth
6. 1. Which of these foods/beverages are most harmful to tooth enamel?
a) fruits b) baked goods c) chocolate
7. If you want to avoid cavities, don't chew gum.
a) true b) false

Task 2. Below you have the symptoms of some disease. Your task is to read, translate the symptoms and to connect the symptoms with the name of the disease.

Gingivitis	1) Gums pull away from the teeth .
Dental abscess	2) The gums become red, swollen and can bleed easily.
Periodontitis	3) Pain, visible holes or pits in teeth.
Tooth decay	4) Intense, throbbing pain in affected tooth or gum.

Unit 6 Test “Going to the dentist’s office”

Task 1. Translate the terms from Russian into English.

Зубной налет, местный анестетик, зуб мудрости, полость, коронка, кариес, пломба, удалять, ноющая боль, сплав,

Task 2. Complete the dialogue using the words from the box.

cavities	gum pain	protective apron	cleaned
decay	inflammation	drilled	X-rays

Dr. Peterson: Good morning, Sam. How are you doing today?

Sam: I'm OK. I've been having some 1)_____ recently.

Dr. Peterson: Well, we'll take a look. Please open your mouth.... that's good.

Sam:(after being examined) How does it look?

Dr. Peterson: Well, there is some 2)_____ of the gums.

Sam: Is something wrong?

Dr. Peterson: No, no. It looks like you may have a few 3)_____ as well.

Sam: That's not good news hmmm

Dr. Peterson: There are just two and they look superficial.

Sam: I hope so.

Dr. Peterson: We need to take 4) _____ to identify tooth decay, as well as check for 5)_____ between the teeth.

Sam: I see.

Dr. Peterson: Here, put on this 6) _____.

Sam: OK.

Dr. Peterson: (after taking the X-rays) Things look good. I don't see any evidence of further decay.

Sam: That's good news!

Dr. Peterson: Yes, I'll just get these two fillings 7) _____ and taken care of and then we'll get your teeth 8)_____.

Unit 7 Test “Dental treatments”

Task 1. Choose the correct answer:

1. A bridge can replace:
a) one tooth b) several teeth c) both variants
2. Bridge is:
a) removable b) irremovable d) can be of two kinds
3. Crown is placed when the tooth was:
a) removed b) extracted c) damaged
4. A crown cannot be made of:
a) plastic b) porcelain c) metal
5. Root canal treatment is also called:
a) apicoectomy b) endodontics c) odontology
6. Dental implants can be:
a) removable b) irremovable c) can be of two kinds
7. To fit a veneer the dentist need to:
a) drill the tooth b) remove the tooth c) none of the above
8. Veneers are used to:
a) treat gingivitis b) improve teeth's appearance c) treat decay
9. An adult has ____ wisdom teeth:
a) 4 b) 1-2 c) 0-4
8. While tooth whitening the dentist:
a) removes tartar b) makes the colour of the teeth lighter
c) removes plaque

Unit 8 Test “Dental instruments”

Task 1. Read the text, put the appropriate dental terms into the gaps.

How to give someone a filling?

The dentist will check the teeth that are d... (затронуты кариесом). If there is more than one d.... tooth on the same side, he can treat them in a single sitting with your consent. You will be informed about the number of c... (полости) and the stage of d... (кариес). Depending on the extent of d..., the dentist will choose a specific f... (пломбировочный) material to best improve your oral health.

An a... (обезболивающий) gel will be applied on the area where you will receive an injection of local a... (обезболивающий) solution. The gel reduces the discomfort associated with the injection. The injection n... (обезболивает) the tooth and the adjoining area so that you are at ease while your tooth is being filled.

Using a dental high speed hand piece and diamond burs, the dentist will remove any previous dental restoration. They will also remove any d... (затронутый кариесом) and unsupported part of the tooth. The tooth c... (полость) must be cleaned and only sound tooth structure should be left.

Once the tooth has been cleaned and only sound tooth structure is left, the dentist will add additional retention features as needed. These additional retention features would help retain the permanent tooth filling in a mechanical manner. Some retention features that could be incorporated as needed are:

Before f... (пломбированием) the tooth, the dentist will make sure that the tooth preparation is smooth and there are no rough and sharp edges. Also, they will make sure that there are no unsupported tooth structures.

F... (пломбирование) the tooth. After doing the tooth preparation and selection of the material, you are now ready to f... (пломбировать) the tooth with your chosen material. Remember that each material would have its own instruction on how to properly handle it.

Unit 9 Test “Interview with a dentist”

Task 1. Choose the correct variant:

1. What doesn't a general dentist do?

- a) surgery b) hygiene c) flossing

2. A good dentist should like:

- a) money b) interaction with people c) holidays

3. A dentist should be good with his hands.

- a) true b) false c) doesn't matter

4. Why is this job challenging?

- a) dark, tiny working space b) screams of the patients c) a lot of

decayed teeth

Task 2. Translate the phrases from English into Russian.

Filling, soft tissues, surgery, root canals, extractions, removal of wisdom teeth.

Task 3. These are the things that any dentist does. Connect the verb with the noun that corresponds most. Sometimes more than one variant is possible.

1. educate	a) problems
2. repair	b) tooth decay
3. remove	c) patients
4. fill	d) fractured teeth
5. diagnose	e) cavities

Unit 10 Test “Dental professions”

Task 1. Read and translate the text.

An expert on good oral hygiene, Julie Spaans works as a dental hygienist in a family practice in Lowell, Mich.

Q. What made you want to become a dental hygienist?

A. I had the idea of doing something to help people. I was originally going into nursing, but I got a little too attached [to patients]. I sought out dental hygiene as an alternative health profession.

Q. What is a typical workday like for you?

A. We typically start seeing patients at 8 in the morning, and see an average of eight to 12 patients a day. Procedures vary from general cleanings and periodontal scaling, which is more in-depth [cleaning], to working on children and providing oral hygiene education.

Q. What training did you receive before becoming a dental hygienist?

A. I went to Grand Rapids Community College for three years - one year of general education and then two years of dental hygiene. After college, I received board certification.

Q. Have you ever been on a working interview, where you get to show your hygienist skills by working with patients on a trial basis at an office? If so, please describe.

A. Yes, I have. I think it's a great thing to do.

In one office I had a working interview at, there were things I really didn't care for and I didn't think were safe, such as instruments with no tips. I didn't need the job there, so I didn't hesitate to mention to the doctor [my concerns]. Being an experienced dental hygienist, I know there are things you need to see and understand [before taking a job] and if it's not benefiting the patient, you have to ask yourself whether that's really a place you want to be.

<http://www.careercolleges.com/health-care/dental-hygiene/interview-professional.html>

Unit 11 Test “Creation of national tooth brushing habit in the USA”

Task 1. Read the additional text and answer the questions.

Fluoride – The Big Difference. Fluoride first came to the attention of the dental profession at the beginning of this century, when Colorado dentist Frederick McKay began wondering why brown stains on the teeth were so common in the southwest United States – and why people with those stains so rarely had tooth decay. The answer turned out to be fluoride – this naturally occurring element was abundant in the drinking water. Studies in other communities in the United States and Canada confirmed the link between fluoride in the water supply and few cavities. Scientists discovered that when fluoride is consumed by children, it is incorporated into the enamel of developing teeth, hardening them and making them decay-resistant – apparently for life.

Research proves that fluoride does not have to be present in toothstaining quantities to prevent cavities. One part per million in drinking water is enough. And repeated international research has clearly confirmed its safety. In the 1950s fluoridation programs began all over the United States in communities where the natural fluoride content of the water was low. Today, about 123 million Americans—or 53 percent of the population—drink fluoridated water. Supplying the fluoride can cost as little as thirty cents a person each year. The return is enormous. Fluoridated communities show about a 50 percent reduction in cavities, compared to areas without treated water.

Questions

1. How was the beneficial action of fluoride discovered?
2. Do you know if fluoride is used in the water you now drink? In the drinking water of your family?
3. If it is not used, would you like to have it added?

Unit 12 Test “The dentist as detective”

Task 1. Choose the correct answer.

1. What do forensic dentists do?
a) identify human remains b) perform surgical operations c) remove teeth
2. Who can have the same sets of teeth?
a) mother and child b) twins c) no one
3. Forensic dentists also help to investigate:
a) homicides b) sex crimes c) a and b
4. Forensic dentistry appeared in:
a) XX century b) XIX century c) XVIII century
5. Dental records helped to identify the body of:
a) Merlin Monroe b) John Kennedy c) Adolf Hitler

Task 2. Any detective should be very intelligent. Check if you can be a detective. Choose the word that completes the sentence.

1. People loose _____ baby teeth. (4, 20, 12, 28)
2. Adults have _____ teeth. (32, 30, 28, 26)
3. You should visit your dentist _____ (twice annually, every month, once a year, every 2 years).
4. Chewing your food is part of the _____ system (circulatory, digestive, respiratory, cardiovascular)
5. _____ are not a type of tooth. (scissors, molars, incisors, laterals)
6. The Patron Saint of dentistry is _____. (St. Apollonia, St. Molar, St. O. Dontist, St. Mouthful)
7. _____ is the hardest material in the body. (enamel, bone, spine, skin)
8. Teeth have many layers and components including _____ (nerves, veins, muscles, joints)
9. The _____ invented toothpaste 5000 years ago. (Egyptians, Colgate Company, Romans, ancient Greeks)
10. The first electric toothbrush was developed in _____ (1960, 1970, 1980, 1990)

Unit 13 Test “Tooth fairy”

Task 1. Choose the correct answer.

1. Who likes to give surprises to kids who leave baby teeth under their pillows?
a) Tooth Pixie b) Tooth Minion c) Tooth Fairy
2. What is the Tooth Fairy's favorite type of teeth to collect?
a) Pointy Teeth b) Healthy Teeth c) Dirty Teeth
3. Other countries have different magical beings who collect baby teeth! Which of these is not a tooth collector somewhere in the world?
a) Santa Claus b) Magical Mouse c) Tooth Rat
4. The first appearance of a tooth fairy was in:
a) 1970 b) 1927 c) 1965
5. A tooth fairy gives this instead of the tooth.
a) candies b) money c) toys

Task 2. Unscramble the words that are connected with dentistry.

1. OUTBTSORHH

You should replace this every three months.

2. REFODLIU

This helps fight cavities and tooth decay

3. OLILWP

Children should leave their teeth under this for the Tooth fairy.

4. PELES

A child should do this when the Tooth fairy comes.

5. OLYTMYHOG

Tooth fairy is a part of North American children's ...

Glossary of Dental Terms

Abscess (n) – абсцесс (unit 5)	Enamel (n) – эмаль (unit 3)
Acid (n) – кислота (unit 1)	Endodontics (n) – эндодонтия (unit 7)
Bow drill – лучковая дрель (unit 1)	Extract (v) – удалять, вырывать (unit 1)
Braces (n) – брекетy (unit 7)	FDI – Всемирная Ассоциация (Федерация) Стоматологов (unit 2)
Bridge (n) – мостовидный протез (unit 7)	Filling (n) – пломба (unit 7)
Bristle (n) – щетина (unit 4)	Floss (n, v) – зубная нить, чистить зубной нитью между зубами (unit 4)
Brush (n, v) – щетка, чистить (unit 1)	Fluoride (n) – фториды (unit 4)
Calculus or tartar (n) – зубной камень (unit 5)	Forceps (n) – щипцы (unit 1)
Canine (n) – клык (unit 3)	Fracture (n) – трещина (unit 5)
Cavity (n) – полость (unit 6)	Gingivitis (n) – гингивит (unit 5)
Cementum (n) – цементное вещество зуба (unit 3)	Gum (n) – десны (unit 3)
Checkup (n) – осмотр (unit 4)	Hurt (v) – болеть (unit 6)
Cleaning (n) – профессиональная чистка зубов (unit 6)	Incisor (n) – резец (unit 3)
Crown (n) – коронка (unit 3,6)	Jaw (n) – челюсть (unit 3)
Dental anatomy – стоматологическая анатомия (unit 2)	Mandible (n) – нижняя челюсть (unit 2)
Dental notation system – система нумерации зубов (unit 2)	Maxilla (n) – верхняя челюсть (unit 3)
Dental pain – зубная боль (unit 1)	Molar (n) – моляр, коренной зуб (unit 2)
Dental treatment – стоматологическое лечение (unit 2)	Mouth (n) – рот (unit 1)
Dentin (n) – дентин (unit 3)	Mouth mirror – стоматологическое зеркало (unit 8)
Dentist (n) – стоматолог (unit 1)	Nerve (n) – нерв (unit 1)
Denture (n) – зубной протез (unit 4)	Odontologist or forensic dentist – одонтолог (unit 12)
	Palmer notation – система Палмера (unit 2)

Drill (v) – сверлить (unit 4)	Periodontal ligament –
Permanent teeth – коренные зубы (unit 2)	периодонтальные связки (unit 3)
Plaque (n) – зубной налет (unit 4)	Periodontitis (n) – пародонтит (unit 5)
Premolar (n) – премоляр, зуб коренной малый (unit 3)	Universal numbering system –
Primary teeth – молочные зубы (unit 2)	универсальная система нумерации
Pulp (n) – пульпа (unit 3)	зубов (unit 2)
Removal (n) – удаление (unit 4)	Veneer (n) – виниры (unit 7)
Root (n) – корень (unit 3)	Wisdom tooth – зуб мудрости (unit 2)
Root canal – корневого канал зуба (unit 4)	X-ray (n) – рентген (unit 4)
Scale (n) – очищение зубов от камня (unit 7)	Zsigmondy system – система Зигмонди (unit 2)
Surgery (n) – хирургическое вмешательство (unit 4)	
Tissue (n) – ткань (unit 3)	
Tooth (n) – зуб (unit 1)	
Tooth decay – кариес (unit 1)	
Tooth fairy – зубная фея (unit 13)	
Toothpaste (n) – зубная паста (unit 1)	
Toothbrush (n) – зубная щетка (unit 1)	
Tooth formation – формирование зуба (unit 2)	
Treatment (n) – лечение (unit 1)	
Tumor (n) – опухоль (unit 4)	

Hippocratic Oath for Dentistry

I swear to fulfill, to the best of my ability and judgment, this covenant:

1. I will respect the hard-won scientific gains of those dental professionals in whose steps I walk, and gladly share such knowledge as is mine with those who are to follow.

2. I will apply, for the benefit of the sick, all measures which are required, avoiding those twin traps of overtreatment and therapeutic nihilism.

3. I will remember that there is art to dentistry as well as science, and that warmth, sympathy, and understanding may outweigh the surgeon's knife or the chemist's drug.

4. I will not be ashamed to say "I know not"; nor will I fail to call in my colleagues when the skills of another are needed for a patient's well being.

5. I will respect the privacy of my patients, for their problems are not disclosed to me that the world may know. Most especially must I tread with care in matters of life and death. If it is given me to save a life, all thanks. But it may also be within my power to take a life; this awesome responsibility must be faced with great humility and awareness of my own frailty. Above all, I must not play at God.

6. I will remember that I do not treat a fever chart or a cancerous growth, but a sick human being, whose illness may affect the person's family and economic stability. My responsibility includes these related problems, if I am to care adequately for the sick.

7. I will prevent disease whenever I can, for prevention is preferable to cure.

8. I will remember that I remain a member of society, with special obligations to all my fellow human beings, those sound of mind and body as well as the infirm.

9. If I do not violate this oath, may I enjoy life and art, respected while I live and remembered with affection thereafter. May I always act so as to preserve the finest traditions of my calling and may I long experience the joy of healing those who seek my help.

Литература

1. Brenda Wegmann, Miki Prijic Knezevic MOSAIC I A Reading Skills Book, 1985, p. 68-72
2. Edelstein, L. (1943). The Hippocratic Oath: Text, Translation and Interpretation. Baltimore: The John Hopkins Press. Modified for use by dentists by: Professor Lakshman Samaranayake

Электронные ресурсы

3. Информационный портал Today I found out. Feed your brain. URL: <http://www.todayifoundout.com/index.php/2012/12/the-history-of-dentistry/> (дата обращения 22.08.2017).
4. Wikipedia the free encyclopedia URL: https://en.wikipedia.org/wiki/Dental_notation (дата обращения 22.08.2017).
5. Информационный портал WebMD – health information. URL: <http://www.webmd.com/oral-health/picture-of-the-teeth> (дата обращения 22.08.2017).
6. ESL Lab. URL: <http://www.esl-lab.com/dental/dentalscl.htm> (дата обращения 22.08.2017).
7. NHS Choices. URL: <http://www.nhs.uk/Livewell/dentalhealth/Pages/Dental treatments.aspx> (дата обращения 22.08.2017).
8. History of dentistry URL: <http://www.historyofdentistry.net/dentistry-history/history-of-dental-instruments/> (дата обращения 22.08.2017).
9. Вебсайт, содержащий интервью с людьми разных профессий Job Shadow. URL: <http://www.jobshadow.com/interview-with-a-dentist/> (дата обращения 22.08.2017).
10. Carrington College. URL: <http://carrington.edu/blog/dental/working-in-dentistry-list-of-careers-jobs-in-dental-field/> (дата обращения 22.08.2017).
11. Персональный вебсайт Чарльза Дахигга. URL:

<http://charlesduhigg.com/how-the-history-of-toothpaste-explains-why-you-cant-lose-weight/> (дата обращения 22.08.2017).

13. Информационный портал Salon. URL:

http://www.salon.com/2014/02/09/dont_tell_the_kids_the_real_history_of_the_tooth_fairy/ (дата обращения 22.08.2017).

14. Стоматологический словарь. URL:

<http://www.dentistonweb.com/wisdomTooth/dictionary.shtml> (дата обращения 14.08.2015).

15. Стоматологический словарь. URL:

<http://www.oxfordreference.com/view/10.1093/acref/9780199533015.001.0001/acref-9780199533015> (дата обращения 14.08.2015).

Answers

Unit 1.

Task 2.

1. worm 2. tooth decay 3. toothpaste 4. to brush 5. bow drill 6. barber 7. forceps 8. extraction 9. dental filling 10. alleviating

Task 3.

1. are concerned with 2. yank them out 3. goes all the way back to 7000 BC 4. was the brains behind 5. pick up on 6. to keep mouth pain away 7. was proven false

Unit 2.

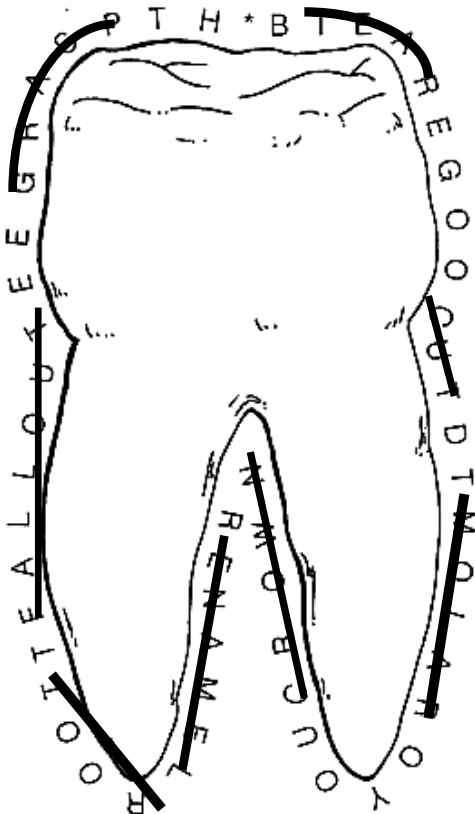
Task 2. 1. digit 2. superseded 3. taxonomical 4. permanent teeth
5. notation system 6. assuming 7. quadrant 8. primary teeth

Task 6. a comb

Unit 3.

Task 2. Enamel, dentin, cementum, pulp, enamel, crown, dentin, enamel, cementum, root, enamel, dentin, pulp, dentin.

Task 5.



Be good to your teeth.

Answers:

1. Molar 2. Root 3. Enamel 4. Fall out
5. Tear 6. Crown 7. Cut

Unit 4.

Task 3.

1. checkups 2. sticky 3. cavities 4. pinpoint 5. dental floss 6. tumors 7. bristles
8. resistant 9. denture 10. gum

Task 4.

1. publicity, strides 2. declined 3. reveal 4. launched 5. prevalent

Task 6.

1. B. Paul Revere. Paul Revere was a skilled maker of dentures. He advertised that he made dentures in Colonial newspapers.

2. B. Burbank, CA. The city was named after Dr. David Burbank (1823-1895), a New England dentist who went to California to seek his fortune after the Civil War. He amassed a huge landholding which he successfully farmed and ranched until 1886 when he sold his property to a group of land speculators for a hefty profit. The speculators laid out a business district, and subdivided the property into small farms and residential lots. They opened the tract for sale on May 1, 1887, and the town of Burbank was born.

3. C. 1859. The ADA was founded on August 3, 1859 in Niagara Falls, NY where a group of dentists gathered to hold a meeting for the purpose of establishing a national dental society.

4. D. Zane Grey. Zane Grey was a dentist who wrote over 50 novels about the old west. He was also a well-known outdoorsman and expert fisherman who held 10 deep sea fishing records at one time.

5. C. Baltimore, MD. The museum is located on the University of Maryland campus in downtown Baltimore in the original building that housed the world's first dental school, Baltimore College of Dental Surgery, which merged with the University of Maryland dental school in 1923.

6. D. Extraction. The turnkey resembles a hook with a handle. The hook was wrapped around the tooth and a twisting motion was used to pull the tooth out. It required some skill to use and fell out of favor because if not done properly it often caused the patient more harm than good!

7. C. Grover Cleveland. The operation, which took place aboard a yacht in the East River in NYC, removed a malignant growth from the roof of his mouth. It was done in secret to avoid a stock market panic because the U.S. was involved in an international monetary crisis. The operation was successful and Cleveland was able to finish his term without any sign that the operation took place largely because of the placement of prosthesis by a dentist that corrected the resulting speech impediment and restored his appearance.

8. B. Collapsible metal tube. Toothpaste was first put into tubes during the 1880s. Prior to this paste dentifrice was commonly sold in ceramic or glass pots in which the toothbrush was dipped. Dr. Washington Wentworth Sheffield, a Connecticut dentist, is credited as being the first in the United States to sell toothpaste in a metal tube. He was seeking a better method of packaging his creamy toothpaste in a more hygienic and convenient manner when he discovered artist paints in tubes while vacationing in Europe. His toothpaste, Sheffield's Creme Dentifrice, sold in tubes was a big seller of its era in the late 1800s. The tube quickly caught on and soon became the customary package for toothpaste.

9. C. Golf tee. William Lowell (1860-1954), a New Jersey dentist, is given credit for the invention of the common wooden golf tee in use today. Prior to his invention in 1920, the usual method for teeing up a golf ball was to place it on a tuft of grass or mound of dirt. Dr. Lowell whittled the first wooden tee using his dental tools. He called his invention the Reddy Tee and quit dentistry to invest in the manufacturing and selling of it. After Dr. Lowell manage to get professional golfers to use and promote the item, it caught on so fast and copied so easily that he actually lost money on the invention. Another dentist, Dr. George Grant of Boston also received a patent for a golf tee in 1899. His design had a wood base and rubber top. However, Dr. Grant did not attempt to promote or capitalize on his invention so it did not catch on.

10. B. 1965. ADA offices began to move into the new building in November, 1965.

11. D. Lucy Hobbs Taylor. Lucy Hobbs Taylor who received her dental degree in 1866 from the Ohio College of Dental Surgery in Cincinnati, OH. Ida Gray Nelson was the first African American woman to receive a dental degree (in 1890).

12. A. Lead & ivory. Washington actually had several dentures constructed for him during his lifetime. They were made of a variety of materials including lead, gold, steel, ivory and human and animal teeth. The denture base was either made of ivory or lead (usually ivory). Washington's own teeth or other human or animal teeth were inserted into the base with metal rods or wires. Springs and wires were used to hold the uppers and lowers in place. There is no evidence to support the widespread myth that any part of George Washington's dentures were ever made out of wood.

Unit 5.

Task 2.

1. tartar 2. professional cleaning 3. susceptible 4. gingivitis 5. prompt 6. preventive 7. plaque 8. starches 9. accumulation 10. periodontitis

Task 4.

1. prevalent 2. pocket 3. checkup 4. encourages 5. remain

Unit 6

Task 3.

1. alloy 2. grin 3. porcelain 4. drill 5. buildup 6. extensive 7. local anesthetic 8. was screaming 9. crown 10. extracted 11. dull 12. discomfort

Task 4

1. cavity 2. dental hygienist 3. molar 4. filling 5. tooth decay 6. novacaine 7. dental floss 8. braces 9. grind your teeth 10. chipped

Unit 7.

Task 3.

1. filling 2. teeth whitening 3. wisdom tooth removal 4. dental implants 5. root canal treatment

Task 4.

1. b. porcelain veneers 2. b. braces 3. a. crown

Unit 8.

Task 2.

1. fracture 2. bellow 3. bow 4. blunt 5. craftsmen 6. tactile 7. spinning wheel
8. enhance

Task 3.

Forceps (3 b); Mouth mirror (1 d); Drill (4 a); Dental explorer or sickle probe
(2 c).

Task 4.

1. anesthetize, numb up 2. gum tissue 3. grasp 4. extraction forceps 5. grasp 6.
Forceps 7. socket

Task 5.

1. drill 2. tooth 3. gum 4. Food and Drug Administration 5. turbine 6. quickly

Unit 10.

Task 2.

1. smoothly 2. preventive 3. misaligned 4. prosthetic 5. schedule 6. sterilize

Task 3.

1. focus on 2. aimed at 3. responsible for 4. specialize in

Task 4.

1. c. 2. a 3. d 4. b

Task 5

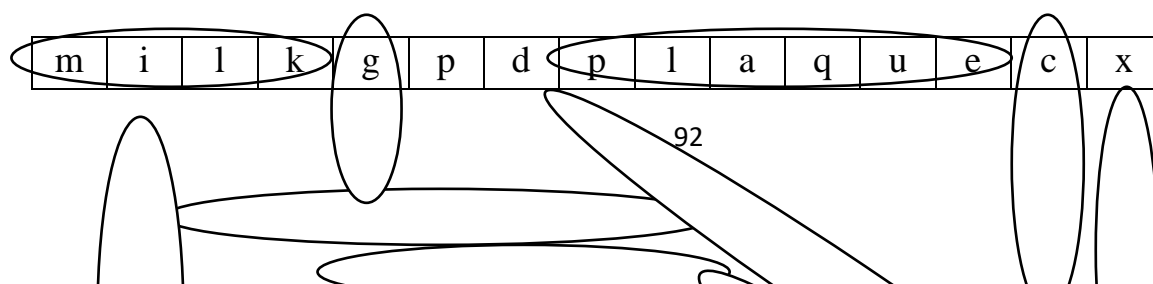
1. Q, 2. Y, 3. H, 4. N, 5. S, 6. J, 7. M, 8. G, 9. K, 10. U, 11. X, 12. F, 13. D, 14.
O, 15. T, 16. I, 17. E, 18. C, 19. L, 20. B, 21. P, 22. V, 23. R, 24. A, 25. W

Unit 11.

Task 2.

1. dingy 2. pollster 3. trigger 4. to promote 5. frothy 6. dry 7. reward 8.
executive 9. film 10. cue

Task 9.



x	z	x	e	u	t	g	p	v	a	u	y	q	r	e
m	i	y	i	m	h	h	j	r	x	k	c	q	o	n
t	n	f	i	l	l	i	n	g	e	j	a	s	w	a
e	c	f	l	a	d	u	l	t	j	m	i	l	n	m
f	i	j	g	x	n	e	o	z	c	o	o	j	z	e
i	s	d	i	e	t	o	z	m	w	a	u	l	c	l
m	o	l	a	r	u	i	v	b	n	i	n	x	a	q
l	r	k	s	a	l	i	v	a	o	i	s	i	p	r
r	c	a	r	n	i	v	o	r	e	h	v	d	n	k
o	b	j	x	l	d	e	n	t	i	s	t	o	o	e
g	v	m	h	e	r	b	i	v	o	r	e	l	r	m
q	g	i	n	c	a	v	i	t	y	t	o	u	a	e
w	m	d	e	n	t	i	n	e	u	r	g	r	y	u
t	o	n	g	u	e	o	b	a	c	t	e	r	i	a

Canine, incisor, premolar, molar, wisdom, saliva, herbivore, carnivore, omnivore, dentist, diet, tongue, crown, enamel, dentine, gum, plaque, bacteria, filling, cavity, milk, adult.

Unit 12.

Task 3.

1. munch on 2. burial 3. twins 4. evidence 5. coroner 6. remains 7. gallows 8. investigation 9. commitment 10. survivals

Task 8.

1. But these investigators are much less amazing than some of the world's greatest, although unknown, detectives – dentists.

2. A dental x-ray is as unique as a fingerprint.


3. And a death certificate can't be issued until there is a medical and legal certainty of identity.

4. Forensic dentistry also plays a role in the investigation of homicides.

5. The technique dates back to 1849, when a set of dentures was used to identify a crime victim.

6. Dental records have been used to identify the bodies of those who died in the Jonestown murders-suicides.

Task 10.



Unit 13.

Task 2.

1. pagan 2. sacrifice 3. tweak 4. rodent 5. baffled 6. on-air 7. rite of passage 8. inundate 9. playlet 10. overstay

Task 3.

1. went out of their minds 2. at their fingertips 3. grow in 4. was striking 5. mirrored in

Task 7.

1

c

2

f

3

b

r

a

c

e

5

4

f

v

c

6

p

u

7

i

n

c

i

s

o

r

8

m

o

l

a

r

9

d

10

y

11

e

n

a

m

e

l

12

d

e

n

t

i

s

t

13

c

a

n

i

n

e

14

r

o

o

t

15

p

l

a

q

u

e

k

i

n