

FEATURES OF SOUND GENERATION BY THE JET-DRIVEN HELMHOLTZ OSCILLATOR

^{a)}Alexey Abdrashitov, ^{b)}Evgeny Marfin, ^{c)}Ekaterina Plekhova

^{a)}Institute of Power Engineering and Advanced Technologies, FRC Kazan Scientific Center, Russian Academy of Sciences, Kazan, Russia, abdary@mail.ru

^{b)}Institute of Power Engineering and Advanced Technologies, FRC Kazan Scientific Center, Russian Academy of Sciences; Kazan Federal University, Kazan, Russia, marfin_ea@mail.ru

^{c)}Kazan Federal University, Kazan, Russia, eplahova@kpfu.ru

Abstract: Experimental studies the model of a jet-driven Helmholtz oscillator has been carried out. The oscillator is a cylindrical chamber, closed on the sides by two covers with inlet and outlet holes. The oscillator was excited by a stream of airflow. The influence of the geometric dimensions of the chamber and the openings in the covers on the amplitude of pressure fluctuations was studied and the optimal channel configuration was determined. Particular attention is paid to the study of the influence on the amplitude of pressure fluctuations of the shape and size of the nozzle - the hole in the front cover. There were measured the following processes: the pressure drop across the nozzle, to calculate the speed of the jet at the chamber entrance, and the parameters of pressure fluctuations in the chamber, to plot the amplitude-frequency spectra. There were made certain observations of a jet tone appearance and acoustic modes excitation at the natural frequency of the chamber-resonator with a smooth increase in the jet velocity. The relationship between the jet tone and the resonant in the chamber is noted. Recommendations for designing a Helmholtz jet oscillator are presented.

Keywords: Jet generation, hole-tone, resonance, acoustic modes

DOI: 10.36336/akustika202139212

1. INTRODUCTION

The acoustic impact on the oil reservoir is known to have a positive effect on oil production [1]. To create long-term exposure hydrodynamic emitters are used that convert part of the dynamic pressure energy of the fluid injected into the formation into the energy of elastic fluctuations due to the shape of the channel [2].

The most suitable hydrodynamic emitter is the jet-driven Helmholtz oscillator (JDHO). This device has no moving elements and is a cylindrical chamber with two side covers that fits well into the well space. All the technical fluid injected into the well is pumped through the JDHO, the fluid flow having gone through acquires regular pressure fluctuations [3]. The possibility of using JDHO for the development of rocks as a part of a hydraulic monitor machine was studied in the work [4]. In their work [5] the authors used a high-speed survey of the jet development in the JDHO chamber, which shot the appearance of cavitation clouds in the jet flowing out of the nozzle. In [6] a tool for stimulating oil production is described, which creates a pulsating jet in the chamber in the interval between the nozzle and the outlet.

In Fig. 1 possible options for installing a Helmholtz resonator in a pipeline are shown. Being voiced by a speaker (Fig. 1a), chamber 2 works as a Helmholtz resonator with two throats, amplifying acoustic fluctuations at the Helmholtz frequency (HF) and absorbing all other frequencies, that do not fall into the resonator gain band. In the frequency response, there is a pronounced single peak at the frequency of the camera's natural frequency (NF). Is possible to excite the chamber with a jet at the HF by pumping liquid through chamber 2 at a certain speed, but in the spectrum, in addition

to a powerful peak at the NF, many small peaks are observed at a frequency both higher and lower than the main peak. These peaks are harmonics of the main peak frequency. Chamber 5 (Fig. 1, b), while being sounded with a speaker, works as a reactive muffler at the HF. When pumping liquid through line 4, the chamber is excited by the flow at the HF and returns powerful pressure fluctuations to the flow.

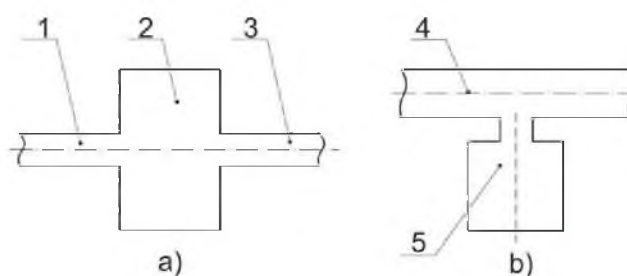


Fig. 1: Installation options for resonators in the pipeline. Placement: a) coaxial, b) lateral

The authors of [7-10] carried out the study of noise damping in the trunk, which is an acoustic waveguide. The authors of these works used a Helmholtz resonator as a reactive silencer. A great number of works [11-13] are devoted to the study of the excitation of a Helmholtz resonator, docked to the side of a line, caused by a flux. A flat version of a Helmholtz oscillator, controlled by a jet flowing through its chamber, represents schematically a flat channel with two side chambers [14]. A number of works are devoted to the study of the influence of the chamber geometry and the oncoming flow parameters on the generation amplitude of pressure oscillations in the cham-

ber, which is a section with sudden expansion and contraction of the channel [15-18].

The article [19] considers a jet-driven Helmholtz oscillator with an annular nozzle and a ring with a sharp edge, installed opposite the nozzle in front of the resonator chamber. The most useful material for the design of the JDHO is contained in the work of Morel [20], who determined that with a smooth increase in the velocity W of the air jet the mode in the chamber passes through a sequence of periods of oscillations – modes, separated by periods of rest. The frequency of pressure fluctuations f in each mode was close to the natural frequency (NF) of the chamber. Morel determined experimentally that the optimum chamber diameter D is 8, related to the nozzle diameter d , ($D/d_1 = 8$). He believed that a smooth nozzle inlet slightly increases the amplitude of generation of pressure fluctuations while the rounding of the outlet decreases it. The nozzle can have a small cover overhang inside the chamber, while it is desirable to make the boundary layer thin at the exit from the nozzle. Morel patented a jet-driven Helmholtz fluid oscillator with a constant inlet flow and an oscillating outlet flow.

In this work, we continue to study the influence of the geometric dimensions of the channel on the amplitude of the generation of pressure fluctuations in the JDHO.

2. TECHNIQUE AND EXPERIMENT

The JDHO model was a plastic tube 1 (Fig. 2), which was closed by covers 2 and 4. In the center of the front cover 2 there was a through opening 3 - a cylindrical nozzle with sharp edges to accelerate air before it was fed into the resonator chamber, and in the center of the back cover 4 – an outlet with sharp edges 5 for emission of exhausted air from the resonator chamber. A measuring microphone (6) and a fitting (7) for measuring the static pressure inside the chamber were mounted in the front cover.

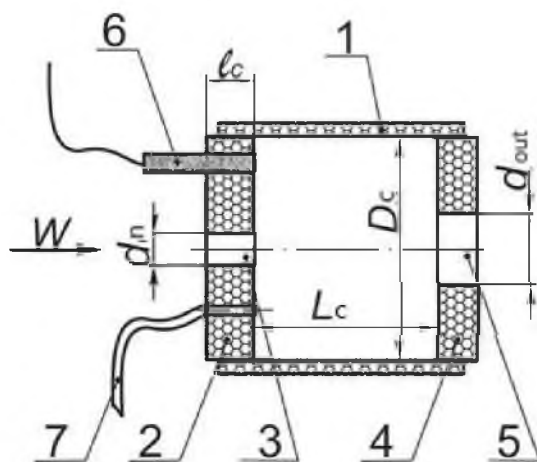


Fig. 2: Longitudinal section of the JDHO

The layout of the experimental stand is shown in Fig. 3. Model JDHO 1 was installed in the cover of the vacuum chamber 2 in such a way that the air was sucked into the nozzle from the laboratory room and flowed from the outlet into the vacuum chamber, the volume of which was three orders of magnitude larger than the volume of the resonator chamber. Thus, the chamber volume was isolated (in the acoustic sense) from other volumes. The pressure drop across the nozzle ΔP (slowly varying pressure component in the chamber) was measured with a differential pressure transducer 6, the signal was digitized 8 and processed by the Power Graph program. Pressure fluctuations (a rapidly changing component of pressure in the chamber) were measured with microphone 4, amplified with 7, digitized with 8, and also fed to a personal computer 9 for processing.

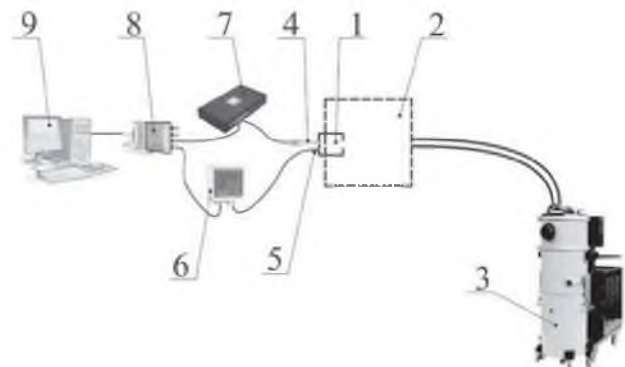


Fig. 3: Block - diagram of the experimental stand

The Strouhal ($Sh_L = f \cdot L/W$) and Reynolds numbers ($Re_L = L \cdot W/\nu$), where ν is the kinematic viscosity of air, were calculated in this work from the ideal jet velocity $W^2 = 2\Delta P/\rho$, where ρ is the air density [21]. The total error of the acoustic measuring system when registering the frequency of the calibrated signal was about 0.4%. Model mounting, measuring equipment and the algorithm for processing measurement results are described in detail in [22, 23].

There was studied the influence of the length of a cylindrical nozzle l , with sharp edges on the generation amplitude of pressure fluctuations in the resonator chamber, as well as the effect of rounding the input edge along an arc of a circle with a radius of $R=d/2$ and $R=d$. In addition there was investigated the influence of the overhang presence $d/2$ length protruding from the front cover towards the flow in one case and inside the chamber in the other case. The effect of the cavity chamber diameter D and the outlet diameter d_2 was also studied. The length of the outlet did not change and was 10 mm. To study the resonance frequency effect on the jet tone frequency the resonator chamber volume V was changed at a constant jet length l , and the jet length was also changed at a constant chamber volume. In this work the generation amplitude means the amplitude of pressure fluctuations measured inside the chamber using a microphone.

3. RESULTS AND ANALYSIS

Initially, the signals from the pressure transducer and microphone were briefly recorded without flow rate to set the zero. With a smooth increase in the jet velocity to ~ 2 m/s, jet generation began at a frequency of several tens of Hz. This frequency is much less than the NF of the camera and no resonance occurred. Alongside, one of the peaks excelled - a jet tone at the feedback frequency in the jet. With a smooth increase in the jet velocity the frequency of one of the peaks with high *Sh* increased to a value corresponding to the NF of the resonator chamber, causing the resonator respond. The first acoustic mode appeared - a stable excited state of the resonator, characterized by a complex of geometrical and operating parameters. Pressure fluctuations in the cavity chamber at all other resonance frequencies practically disappeared.

With a further increase in the jet velocity the first mode gradually decayed, but the next mode appeared almost immediately with a larger amplitude of pressure fluctuations. The modes exist in the gain band of the resonator and, as a rule, their frequency varies smoothly near the NF of the resonator chamber. Suddenly the generation disappeared after reaching some *Re*, unique for each specific device configuration.

3.1. Influence of nozzle configuration

The main results of the experiments are shown in Fig. 4. The figure shows that the short nozzle ($\ell/d_1=0.3$) worked best in combination with the short chamber ($L/d_1=0.5$).

The curves in Fig. 4, corresponding to nozzles 9 and 16.5 mm long ($\ell/d_1=0.75$ and 1.375) demonstrate the same behavior, but the overall generation level has decreased. A nozzle of two calibers length (the ratio of the nozzle length to its diameter) did not work in combination with a short chamber. Meanwhile the optimum of the chamber length was observed, at about $1.5d_1$. A further increase in the nozzle length to $\ell/d_1=2.9$ led to a decrease in the generation amplitude with a gradual shift of the upper extremum in the direction of increasing the chamber length.

As it can be seen in the figure, a slight rounding of the leading edge led to a noticeable increase in the generation amplitude at a chamber length of about two calibers.

3.2. Jet tone and acoustic modes, resonance

In the process of processing the experiments graphs were built, as in [24, 25], one of which is shown in Fig. 5.

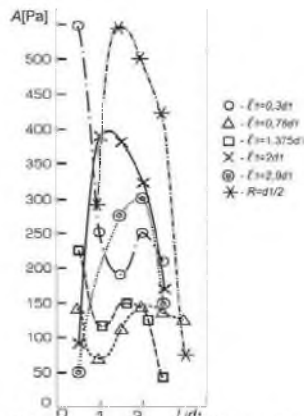


Fig. 4: Influence of the nozzle length ℓ and the rounding of the entrance *R* on the generation amplitude *A* for different chamber lengths L/d_1 , and $d_2/d_1=1.33$

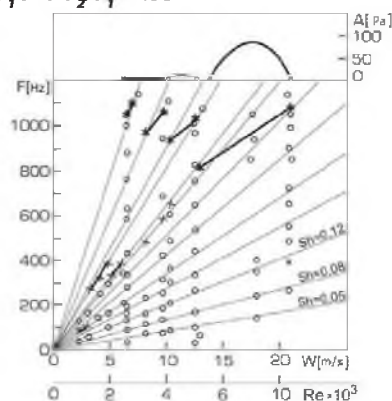


Fig. 5: Jet tone and acoustic modes on the reference characteristics *Sh* - const.

$d_1=12 \times 25$ mm, $d_2=16 \times 10$ mm, $L=18$ mm.

o - generation frequency, x - jet-tone frequency, * - acoustic mode frequency.

The figure shows a jet tone depicted by crosses in the lower left corner, at first its frequency smoothly increases with a smooth increase in the jet speed [26-27], but then its frequency changes abruptly to the lower characteristic. It can be assumed that the formation frequency of primary pressure perturbations at a sharp edge of the outlet, $f=Sh_L \cdot W/L$, is ahead of the feedback frequency, which is described with the following expression,

$$T = \frac{1}{f_r} = \frac{L}{W_{conv}} + \frac{L}{c} + t \tag{1}$$

according to the Kruger jet amplification mechanism [28], where *c* is the sound speed, W_{conv} is the convective speed, *L* is the jet length (which corresponds to the length of the chamber *L*). Due to the need for internal coordination, the process jumps to a lower characteristic with a lower Strouhal number. A further increase in the jet velocity leads to the fact that one of the higher components of the spectrum increases to the NF of the resonator - the first weak acoustic resonance mode appears. Inside the chamber, at resonance, pressure fluctuations at all other frequencies are suppressed except for those that correspond to the NF of the resonator. Pressure fluctuations are also suppressed at the tone frequency f_r , which is much less than NF. Higher modes have a larger extent accor-

ding to the velocity scale in Fig. 5, because they rely on flutter characteristics.

The experiments with nozzles supplemented with overhangs have shown that an overhang protruding from the front cover towards the flow has no noticeable effect on the generation amplitude. The nozzle with an overhang protruding into the chamber from the front cover showed a lower generation amplitude.

4. CONCLUSION

The experimental data obtained make it possible to assert that there is an effect of the acoustic resonance frequency on the jet tone frequency in the "nozzle - jet - hole" system.

The optimal nozzle length is of the order of two calibers ($1 < d_1 < 2$). In combination with the chamber length ($L/d_1 \sim 1.5$) and the outlet diameter ($d_2/d_1 \sim 1.33$) the generation of the highest amplitude of pressure fluctuations in the chamber with a cylindrical nozzle was observed. Rounding the leading edge along a circular arc with a small radius $R = d_1/2$ significantly increases the amplitude of generation.

The largest amplitude of pressure fluctuations in the experiments was observed in the JDHO with a short cylindrical nozzle ($L/d_1 \sim 0.5$) in combination with a short chamber ($L/d_1 \sim 0.5$) and an outlet ($d_2/d_1 \sim 1.33$). In this case the optimal chamber diameter was ($D/d_1 \sim 4$). The existence of an overhang in front of the nozzle had no noticeable effect on the generation amplitude. The existence of an overhang extended towards the chamber somewhat reduced the generation amplitude.

ACKNOWLEDGEMENT

The article was published with the financial support of the Russian Foundation for Basic Research and the Cabinet of Ministers of the Republic of Tatarstan within the framework of the scientific project No. 18-48-160001.

REFERENCES

- [1] Pride, S.R., Flekkøy, E.G., Aursjø, O.: Seismic stimulation for enhanced oil recovery, *GEOPHYSICS*, ISSN 0016-8033, Society of Exploration Geophysicists, VOLUME 73, ISSUE 5, p. O23-O35, 2008
- [2] Marfin, E.A., Kravtsov, Y.I., Abdrashitov, A.A., Gataullin, R.N., Galimzyanova, A.R.: Elastic-wave effect on oil production by in situ combustion: field results, *PETROLEUM SCIENCE AND TECHNOLOGY*, ISSN 1532-2459, Taylor and Francis Ltd., VOLUME 33, ISSUE 15-16, p. 1526-1532, 2015
- [3] Marfin, E.A., Kravtsov, Ya.I.: Choice of optimum geometrical parameters of a radiator on the basis of a Helmholtz resonator, *IZVESTIYA AKADEMII NAUK. ENERGETIKA*, Izdatel'stvo Nauka, ISSN 0002-3310, VOLUME 6, pp. 108-113, 2005
- [4] Gensheng, L., Zhonghou, S., Changshan, Z., Debin, Z., Hongbing, C.: Investigation and application of self-resonating cavitating water jet in petroleum engineering, *PETROLEUM SCIENCE AND TECHNOLOGY*, ISSN 1532-2459, Taylor and Francis Ltd., VOLUME 23, ISSUE 1, p. 1-15, 2005
- [5] Wu, Q., Wei, W., Deng, B., Jiang, P., Li, D., Zhang, M., Fang, Z.: Dynamic characteristics of the cavitation clouds of submerged Helmholtz self-sustained oscillation jets from high-speed photography, *JOURNAL OF MECHANICAL SCIENCE AND TECHNOLOGY*, ISSN 1738-494X, Korean Society of Mechanical Engineers, VOLUME 33, ISSUE 2, p. 621-630, 2019
- [6] Fang, Z.L., Wu, Q., Jiang, P., Wei, W.: Numerical investigation on flow field characteristics of Helmholtz oscillator, *IOP CONFERENCE SERIES: EARTH AND ENVIRONMENTAL SCIENCE*, IOP Publishing Ltd., ISSN 1755-1315, VOLUME 240, ISSUE 6, 062047, 2019
- [7] Khramtsov, I., Cherenkova, E., Palchikovskiy, V., Kustov, O.: On applicability of additive technology in producing nozzles for jet noise investigations, *AKUSTIKA*, ISSN 1801-9064, Studio D – Akustika s.r.o., České Budějovice, VOLUME 34, p. 182-187, 2019
- [8] Komkin A., Bykov A., Mironov M.: Experimental study of nonlinear acoustic impedance of circular orifices, *JOURNAL OF THE ACOUSTICAL SOCIETY OF AMERICA*, Acoustical Society of America, ISSN 1520-8524, VOLUME 148, ISSUE 3, p. 1391-1403, 2020
- [9] Gorin, S.V., Kuklin, M.V.: Size and acoustic optimization of Helmholtz resonators, *RUSSIAN ENGINEERING RESEARCH*, Pleiades Publishing, ISSN 1934-8088, VOLUME 32, ISSUE 2, p. 115-117, 2012
- [10] Gorin, S.V., Kuklin, M.V., Nekrasov, V.A.: Reducing the pressure pulsations in pipelines by means of impedance inserts, *RUSSIAN ENGINEERING RESEARCH*, Pleiades Publishing, ISSN 1934-8088, VOLUME 34, ISSUE 12, p. 747-750, 2015
- [11] Gorin S.V., Kuklin M.V.: On the operating efficiency of Helmholtz resonators in dead-end waveguides using fluid working media, *ACOUSTICAL PHYSICS*, Pleiades Publishing, ISSN 1562-6865, VOLUME 58, ISSUE 3, p. 363-367, 2012
- [12] Ghanadi, F., Arjomandi, M., Cazzolato, B., Zander, A.: Interaction of a flow-excited Helmholtz resonator with a grazing turbulent boundary layer, *EXPERIMENTAL THERMAL AND FLUID SCIENCE*, Elsevier Inc., ISSN 0894-1777, VOLUME 58, p. 80-92, 2014
- [13] Dai, X., Jing, X., Sun, X.: Flow-excited acoustic resonance of a Helmholtz resonator: Discrete vortex model compared to experiments, *PHYSICS OF FLUIDS*, American Institute of Physics, ISSN 1070-6631, VOLUME 27, ISSUE 5, 057102, 2015
- [14] Elder S.A.: Self-excited depth-mode resonance for a wall-mounted cavity in turbulent flow, *JOURNAL OF THE ACOUSTICAL SOCIETY OF AMERICA*, Acoustical Society of America, ISSN 1520-8524, VOLUME 64, ISSUE 3, p. 877-890, 1978

- [15] Nakiboglu, G., Manders, H.B.M., Hirschberg, A.: Aeroacoustic power generated by a compact axisymmetric cavity: Prediction of self-sustained oscillation and influence of the depth, JOURNAL OF FLUID MECHANICS, Cambridge University Press, ISSN 1469-7645 VOLUME 703, p. 163-191, 2012
- [16] Ziada, S., Bolduc, M., Lafon, P.: Flow-excited resonance of diametral acoustic modes in ducted rectangular cavities, AIAA JOURNAL, American Institute of Aeronautics and Astronautics Inc., ISSN 1533-385X, VOLUME 55, ISSUE 11, p. 3817-3830, 2017
- [17] Maurel, A., Ern, P., Zielinska, B.J.A., Wesfreid, J.E.: Experimental study of self-sustained oscillations in a confined jet, PHYSICAL REVIEW E - STATISTICAL PHYSICS, PLASMAS, FLUIDS, AND RELATED INTERDISCIPLINARY TOPICS, American Physical Society, ISSN 2470-0045, VOLUME 54, ISSUE 4, p. 3643-3651, 1996
- [18] Kapelyuhovskiy, A.A., Buryan, Y.A., Kapelyuhovskaya, A.A. Controlling hydrodynamic generator emission Intensity at the edge tone frequency, PROCEDIA ENGINEERING, Elsevier BV, ISSN 1877-7058, VOLUME 152, p. 190-196, 2016
- [19] Sami, S., Anderson, C.: Helmholtz oscillator for the self-modulation of a jet, PROC. 7TH INTERNATIONAL SYMPOSIUM ON JET CUTTING TECHNOLOGY, BHRA. Cranfield. Bedford. England, p. 91-98, 1984
- [20] Morel, Th.: Experimental study of a jet-driven Helmholtz oscillator, JOURNAL OF FLUIDS ENGINEERING, TRANSACTIONS OF THE ASME, The American Society of Mechanical Engineers(ASME), ISSN 1528-901X, VOLUME 101, ISSUE 3, p. 383-390, 1979
- [21] Schlichting, H., Gersten, K.: BOUNDARY-LAYER THEORY, Springer, Berlin, Heidelberg, ISBN 978-3-662-52917-1, 707 p., 2017
- [22] Abdrashitov, A.A., Marfin, E.A., Chachkov, D.V.: Experimental study of a borehole acoustic radiator with a ring in a long cylindrical chamber, ACOUSTICAL PHYSICS, Pleiades Publishing, ISSN 1562-6865, VOLUME 64, ISSUE 2, p. 237-244, 2018
- [23] Abdrashitov, A.A., Marfin, E.A., Chachkov, D.V., Chefanov, V.M.: Effect of nozzle shape on amplitude of well acoustic emitter generation, ACOUSTICAL PHYSICS, Pleiades Publishing, ISSN 1562-6865, VOLUME 64, ISSUE 4, p. 492-502, 2018
- [24] Blokhintsev, D.I.: ACOUSTICS OF A NON-HOMOGENEOUS MOVING MEDIUM, Gostekhizdat, 1945 (English translation: N.A.-C.A. Technical Memorandum no. 1399), 202 p., 1956
- [25] Kondratiev, V.I., Nazarenko T.I.: Wedge tone and its amplification, AEROACOUSTICS, Publishing House Science, p.112-117, 1980 (in Russian).
- [26] Brown, G.B.: The vortex motion causing edge tones, PROCEEDINGS OF THE PHYSICAL SOCIETY, IOP Publishing Ltd., ISSN 0959-5309, VOLUME 49, ISSUE 5, 306, p. 493-507, 1937
- [27] Brackenridge, J.B., Nyborg, W.L.: Acoustical characteristics of oscillating jet-edge systems in water, JOURNAL OF THE ACOUSTICAL SOCIETY OF AMERICA, Acoustical Society of America, ISSN 1520-8524, VOLUME 29, ISSUE 4, p. 459-463, 1957
- [28] Krüger, F.: Theorie der Schneidentöne, ANNALEN DER PHYSIK, WILEY-VCH Verlag GmbH & Co. KGaA, Weinheim, ISSN 0003-3804, VOLUME 367, ISSUE 16, p. 673-690, 1920



Alexey Abdrashitov is a research fellow at the Laboratory of Thermophysics and Wave Technologies, Institute of Power Engineering and Advanced Technologies of the FRC Kazan Scientific Center of the Russian Academy of Sciences. Research interests - jet acoustics, namely, the relationship of hydrodynamic and acoustic phenomena underlying the production of an elastic wave in the surrounding space by a jet-driven Helmholtz oscillator. Excitation of periodic pressure perturbations by a jet flowing onto a sharp edge and their interaction with an acoustic resonator. He published over 70 articles and received 19 patents for methods of jet sound generation and the device of jet oscillators.



Evgeny Marfin is Ph.D. of Engineering Science, Leading Researcher, Laboratory of Thermophysics and Wave Technologies, Institute of Power Engineering and Advanced Technologies of the FRC Kazan Scientific Center of the Russian Academy of Sciences, Associate Professor of the Department of Radioelectronics at the Institute of Physics, Kazan Federal University (Kazan, Russia), Member of the European Association of Geoscientists & Engineers. Evgeny Marfin is a specialist in the field of acoustics of technical systems and natural environments. The range of scientific interests includes wave action on geological rocks and reservoir fluids in order to increase oil production. Evgeny Marfin is the author of over 120 scientific publications, teaching aids, co-author of 18 patents for devices for generating elastic vibrations. He presented the main results of scientific research at international conferences in Moscow, St. Petersburg, Nizhny Novgorod, Novosibirsk, Tyumen, Kazan, Izhevsk, Kislodvsk, Gendzhik, Yalta, Baku (Azerbaijan), Almaty (Kazakhstan).



Ekaterina Plakhova is a lecturer at the Kazan Federal University. Ekaterina Plakhova is the author of 7 scientific publications and the co-author of digital educational researches. She presented the main results of scientific research at the international conferences in St. Petersburg, Moscow, Kazan, Perm, Valencia (Italy).